

ROTARY INSTRUMENTS

DENITAI  
**CATALOG**



## THE PERFECT MOMENT NEEDS PREPARATION

The DIATECH brand and its rotary instruments have been a synonym for Swiss quality, precision and reliability for over 30 years now and ideally complement the COLTENE product portfolio.

Daily routine in dental practices without rotary instruments is unthinkable, which makes it even more important to have proven and tested instruments which dentists can rely on. The broad spectrum of diamond burs, carbide burs and polishers is distinguished by excellent abrasion performance and a long service life and delivers reliable, predictable results.

Based on extensive experience with Multilayer Diamond burs, a pioneering milestone was laid in 1994 with the successful launch of the DIATECH Topspin. Its helically arranged diamonds act as cooling and self-cleaning system which improves grinding performance as well as facilitating atraumatic preparation.

The DIATECH Speedster is one of the hallmarks of the carbide line. Manufactured as one piece instrument, the unique cutting tooth geometry of the highly concentric bur offers exceptional cutting performance and saves on treatment time.

SwissFlex, an innovative rotary polishing system, was marketed in 2011; its ultra-thin foil discs are ideally suited for contouring, finishing and polishing restorations. SwissFlex is part of the polishing portfolio and represents the third pillar of the COLTENE rotary instruments next to the diamond and carbide instruments.



## COMPANY

COLTENE is a global leader in the development, manufacture and sale of consumables and small-size equipment for dental treatment applications.

The Dental Group offers a wide range of products, encompassing six segments – solutions for almost all dental treatments. The complete endodontology programme includes root canal preparation with files and rinsing solutions, obturation and post systems. The next extensive range is centred entirely on restorative filling therapy. This particularly includes temporary and permanent filling materials, as well as adhesive systems and polymerisation lamps. Prosthetics represents a further main area. It includes a wide spectrum of condensation and addition cross-linking impression materials. The segments of treatment aids, infection control and rotating instruments round off the programme.

COLTENE has time and time again developed pioneering innovations for over 50 years, and ROEKO for over a 100 years who offer the user first grade dental solutions.

Today the COLTENE Group operates production facilities in Switzerland, Germany, Hungary, Brazil and the USA. It maintains a worldwide sales network with its own subsidiaries and distribution partners in over 120 countries. COLTENE therefore serves dentists, dental technicians, opinion leaders and universities with tailored quality products and services – worldwide.

[www.coltene.com](http://www.coltene.com)

## HISTORY

1910

1920

1930

1940

1950

1960



### ENDODONTICS

- 1962 ParaPost
- 1990 ParaPost X-System
- 1997 ROEKO GP/PP Top color
- 1999 RoekoSeal Automix 2000
- 2000 ParaPost Fiber White
- 2004 GuttaFlow
- 2011 HyFlex CM



### RESTORATION

- 1978 Oralloy
- 1983 BRILLIANT
- 1988 BRILLIANT Esthetic Line
- 1991 A.R.T. Bond
- 1998 SYNERGY
- 2001 ParaCore, MIRIS
- 2006 SYNERGY D6
- 2007 One Coat 7.0
- 2008 MIRIS 2
- 2011 COMPONEER



### PROSTHETICS

- 1974 Coltex/Coltoflax
- 1975 PRESIDENT
- 1980 Rapid
- 1992 SPEEDEX
- 1995 PRESIDENT microSystem
- 2000 Jet Bite
- 2001 AFFINIS
- 2005 JET BLUE BITE
- 2006 AFFINIS PRECIOUS

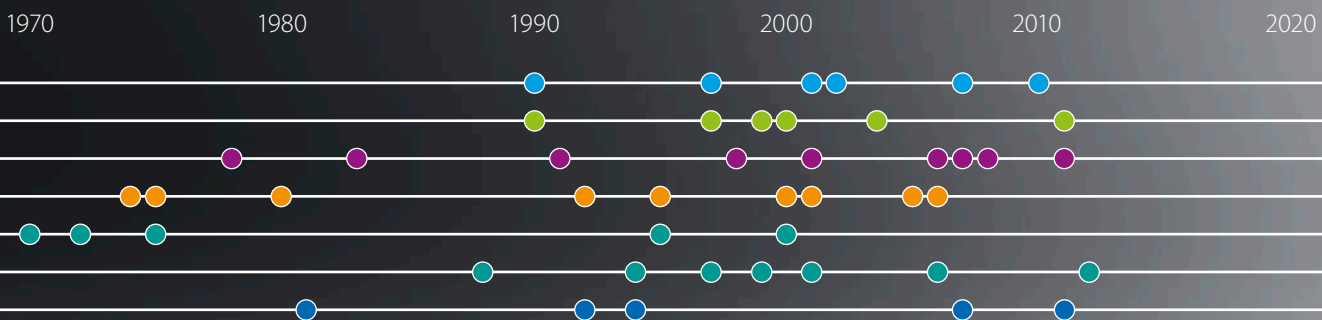


## COMPANY FOUNDATIONS

- 1910 ROEKO GmbH & Co. KG, DE
- 1953 Vigodent, BR
- 1956 Whaledent Inc., US
- 1963 COLTENE AG, CH

## MERGERS

- 1990 Whaledent Inc., US
- 1997 HYGENIC Dental, US
- 2001 DIATECH, CH
- 2002 ROEKO, DE
- 2007 CEI, US
- 2010 Vigodent, BR



### TREATMENT AUXILIARIES

- 1955 Luna
- 1964 Parotisroll
- 1970 Cotton Pellets
- 1972 Surgitip
- 1975 Gelatamp
- 1995 Dental Dam Silicone non latex
- 2000 Flexi Dam non latex

### INFECTION CONTROL

- 1988 BioSonic UC 1 Cleaner
- 1994 Steri-Quick
- 1997 Protecta Quick non latex
- 1999 Simplex-Plus Maxi
- 2001 BioSonic US 100 Scaler
- 2006 BioSonic UC 125
- 2012 Protecta Active Carbon

### ROTARY INSTRUMENTS

- 1981 ML Diamonds
- 1992 Carbides
- 1994 Topspin
- 2007 Speedster
- 2011 SwissFlex

**Notes:**

---

---

---

---

---

---

---

---

---

---

---

---

---

---

---

---

---

---

---

---

---

---

---

---

---

---

**CONTENT**

INSTRUMENT, ORDER AND PACKAGING INFORMATION	8
MULTILAYER DIAMOND INSTRUMENTS	16
Topspin 2000 Diamond instruments	20
Multilayer Diamond instruments	23
HP DIAMOND INSTRUMENTS	
Burs	48
Discs	49
CARBIDE INSTRUMENTS	52
Speedster	55
Operative burs, 6–8 bladed	57
Trimming and finishing burs, 12 bladed	61
Fine finishing burs, 30 bladed	64
Fine cross cut burs	65
Endo access burs	66
POLISHING INSTRUMENTS	68
SwissFlex	71
DIAStrip	71
Silicone Polishers	72
KITS	84
Preparation Kits	87
Separation Kits	100
Finishing Kits	103
Polishing Kits	105
ACCESSORIES / SAMPLE PACKS	110
RECOMMENDATIONS FOR SAFETY AND HYGIENE	118

Indications

Order

Information

Rotary

## INSTRUMENT INFORMATION

ISO number	10
Shank types	10

## ORDER INFORMATION

Diamond instruments	11
HP Diamond instruments	11
Carbide instruments	12
Polishing instruments	12
Kits	13

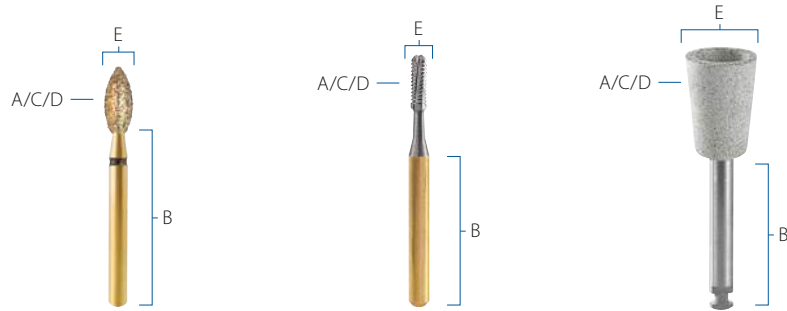
## GRAPHICAL SYMBOLS

	13
--	----

## PACKAGING INFORMATION


Multilayer Diamond instruments	14
HP Diamond instruments	14
Carbide instruments	15
Polishing instruments	15

**ISO number**



	A	B	C	D	E
Digits ISO number	1-3	4-6	7-9	10-12	13-15
Example	801	314	001	524	016
Description	Material of working part	Shank type	Head shape	Grit size	Largest diameter of working part (in 1/10 mm)

**Shank types**

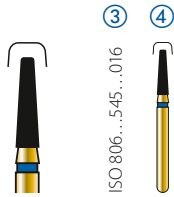


Ø in mm	2.35	2.35	2.35	2.35	2.35	1.60	1.60	1.60	1.60
Length in mm*	34	44.5	22	26	34	16	19	21	25
ISO number	103	104	204	205	206	313	314	315	316
Description	Hand piece, short	Hand piece	Right angle	Right angle, long	Right angle, extra long	Friction grip, short	Friction grip	Friction grip, long	Friction grip, extra long

\* The total lengths of instruments may vary in length according to design type.

## Multilayer Diamond instruments

### ① G846R Rounded Edge Taper



⑤	ISO Ø 1/10 mm	016
⑥	Head L in mm	6

⑦ FG/ISO 314

⑧	ML	Order No.	200315AA	⑨
		Price group	D1/5	⑩
	F	Order No.	200314AA	
		Price group	D1/5	

① Head shape code; description

② Indications for use

③ ISO number

④ Illustration

⑤ Largest Ø of working part

⑥ Head length

⑦ Shank type

⑧ Grit sizes

MLX	■	150 µm*
ML	■	105 µm*
F	■	40 µm*
XF	■	25 µm*
UF	□	15 µm*
UF	■	8 µm*
Topspin	▨	150 µm*

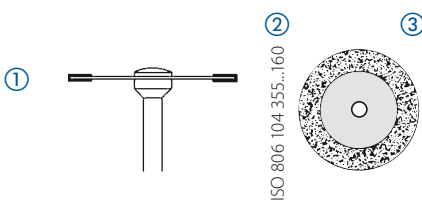
\* Average value

⑨ Please use this number as a reference in your order

⑩ Price group / Amount of burs per unit

## HP Diamond instruments

### HP Diamond Discs



④	Fig. No.	914	914UX
⑤	ISO Ø 1/10 mm	160	
⑥	Thickness (mm)	0.15	0.12

⑦	Superflex (45µm)	Order No.	242020AA	
	Ultraflex (30µm)	Order No.		242025AA
		Price group	DHP3/1	DHP4/1

① Diamond distribution

② ISO number

③ Illustration

④ Head shape code

⑤ Largest Ø of working part

⑥ Disc thickness

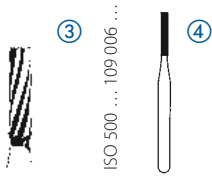
⑦ Grit sizes

⑧ Please use this number as a reference in your order

⑨ Price group / Amount of burs per unit

## Carbide instruments

### ① C21L Cylinder Long




⑤	ISO Ø 1/10 mm	010
⑥	Head L in mm	5
⑦	US No.	57L

⑧	FG/ISO 314		
⑨	Order No.	235027AA	⑩
	Price group	C1/5	⑪

- ① Head shape code; description
- ② Indications for use
- ③ ISO number
- ④ Illustration
- ⑤ Largest Ø of working part
- ⑥ Head length
- ⑦ US. Number
- ⑧ Shank type
- ⑨ Burs per unit
- ⑩ Please use this number as a reference in your order
- ⑪ Price group / Amount of burs per unit

## Polishing instruments

### ① Step ① Comprepol Ultra ②



⑤	ISO Ø 1/10 mm	030	050
⑥	Head L in mm	7.5	10
⑦	Polisher type	2101RA	2103RA

⑧	RA/ISO 204			
⑨	Order No.	230055AA	230059AA	⑩
	Price group	P2/10	P2/10	⑪
50 pcs	Order No.		230060AA	
	Price group		P2/50	

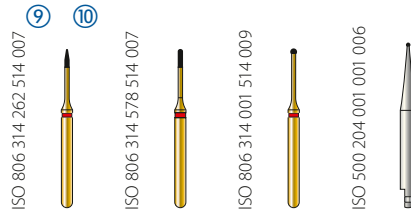
- ① Step of polishing system
- ② Polisher name
- ③ ISO number
- ④ Illustration
- ⑤ Largest Ø of working part
- ⑥ Head length
- ⑦ Polisher type code
- ⑧ Shank type
- ⑨ Burs per unit
- ⑩ Please use this number as a reference in your order
- ⑪ Price group / Amount of burs per unit



## Kits

### ① 250073AA Professional Micro Kit ②

selected by Prof. Dr. I. Krejci



Head shape	889M	838M	801M	C1
ISO Ø 1/10 mm	007	007	009	006
⑥ Head L in mm	2.4	2.4	0.6	
⑦ Order No. components/ Grit size, Blades	200977AA	200976AA	200975AA	235148AA/6-8 ⑪
⑧ Content	1	1	1	1

- ① Please use this number as a reference in your order
- ② Kit name
- ③ Kit illustration
- ④ Head shape code
- ⑤ Largest Ø of working part
- ⑥ Head length
- ⑦ Order number of the individual instrument
- ⑧ Burs per unit
- ⑨ ISO number
- ⑩ Illustration 1:1
- ⑪ Diamonds: grit size  
Carbides: amount of blades

xxxxxxAA	MLX	150 µm
xxxxxxAA	ML	105 µm
xxxxxxAA	F	40 µm
xxxxxxAA	XF	25 µm
xxxxxxAA	UF	15 µm
xxxxxxAA	UF	8 µm
xxxxxxAA	Topspin	150 µm
xxxxxxAA/6-8	Blades	6-8

## Graphical symbols \*

Graphical symbols indicate the specific use of the instruments.



Cavity preparation



Working on fillings



Crown cutting



Root planing



Removal of old fillings



Crown preparation



Root canal preparation

\*Source: Dentistry - Graphical symbols for dental instruments (ISO 21531)

## Multilayer Diamond instruments

Standard Multilayer Diamonds  
 $\varnothing \leq 3.3$  mm



Pack size 5

Standard Multilayer Diamonds  
 $\varnothing \geq 3.3$  mm



Pack size 1

FGXL shank Diamonds



Pack size 5

RA shank Diamonds



Pack size 5

## HP Diamond instruments

HP shank Diamonds



Pack sizes 1/3/6

## Carbide instruments

Standard Carbides



Pack sizes | 5/10

RA shank Carbides



Pack size | 5

FGXL shank Carbides



Pack size | 1

## Polishing instruments

Polishers UM/RA shank and DIAstrips



Pack sizes | 1/5/10/50

SwissFlex Discs



Pack size | 80

SwissFlex Strips



Pack size | 80

HP shank Polishers  
Ø ≤ 15.0 mm



Pack size | 5

HP shank Polishers  
Ø > 15.0 mm



Pack size | 1

Crown Cutting

# Topspin 2000

Multilayer Diamonds

Cavity

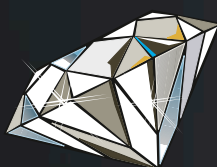
Crown **Preparation**

## DIATECH® Topspin 2000

The spiral diamond plating of Topspin 2000 diamond instruments causes an integral cooling and self-cleaning effect which optimizes cutting capacity and promotes atraumatic preparation.

The spiral flute collects the water from the aerosol mist and uses it to cool all areas of the preparation site immediately. The cutting capacity is also increased by evacuating the debris and remains of fillings of the surface of the diamond in order to avoid clogging of the diamond particles.

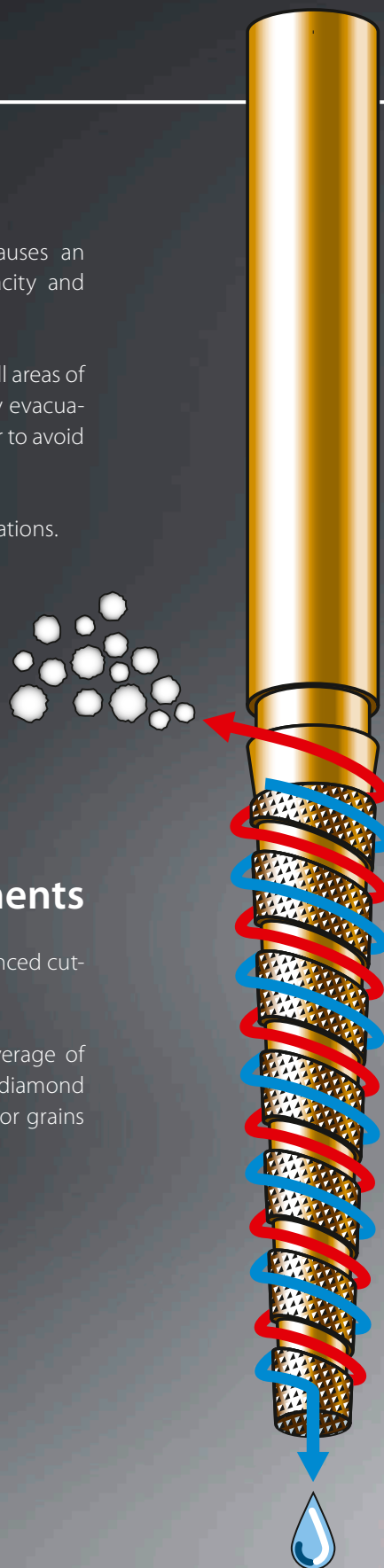
Topspin 2000 diamonds are especially indicated for crown and box preparations.



## DIATECH® Multilayer Diamond Instruments

DIATECH diamond instruments provide an extended cutting life and enhanced cutting efficiency due to their exceptional multilayer diamond coating.

Multiple layered diamond instruments are provided with a uniform coverage of natural diamond on different levels, especially at the all-important tip. New diamond grits with sharp edges will, therefore, take the place of broken off grains or grains separated from the plating during regular use.



**NO. PRODUCT NAME**

**NO. PRODUCT NAME**

TOPSPIN 2000 DIAMOND INSTRUMENTS

MULTILAYER DIAMOND INSTRUMENTS

G811	Occlusal Reduction/Barrel	20
G836	Cylinder	20
G837	Cylinder	20
G847	Flat End Taper	20
G848	Flat End Taper	20
G850	Round End Taper	20
G856	Round End Taper	21
G856L	Round End Taper long	21
G863	Flame	21
G878K	Tapered Torpedo	21
G879	Torpedo	21
G879K	Tapered Torpedo	21
G880	Round End Cylinder	22
G881	Round End Cylinder	22
G882	Round End Cylinder	22
G886	Beveled Cylinder	22
G885	Beveled Cylinder	22
G379	Egg	22

G801	Round	23
G802	Round with Collar	24
G805	Inverted Cone	24
G806	Inverted Cone with Collar	25
G807	Inverted Cone	25
G811	Occlusal Reduction/Barrel	25
G813	Diabolo	25
G818	Wheel	26
G828	Wheel	26
G830	Pear	26
G830L	Pear Long	27
G834	Depth Marker	27
G835	Cylinder	27
G835R	Rounded Edge Cylinder	28
G836	Cylinder	28
G836R	Rounded Edge Cylinder	28
G837	Cylinder	29
G837R	Rounded Edge Cylinder	29
G838	Round End Cylinder	29
G839	End Cutting Cylinder	29
G842	Cylinder	30
G845	Flat End Taper	30
G845R	Rounded Edge Taper	30
G846	Flat End Taper	30
G846R	Rounded Edge Taper	31
G847	Flat End Taper	31
G847R	Rounded Edge Taper	31
G848	Flat End Taper	31
G848L	Flat End Taper Long	32
G848R	Rounded Edge Taper	32
G849	Round End Taper	32

NO.	PRODUCT NAME		NO.	PRODUCT NAME	
G850	Round End Taper	33	G882	Round End Cylinder	42
G850L	Round End Taper Long	33	G884	Beveled Cylinder	42
G850N	Round End Taper Narrow	33	G885	Beveled Cylinder	42
G851	Round End Taper with Safe End	33	G886	Beveled Cylinder	42
G852	Needle	34	G886K	Beveled Taper	42
G853	Needle	34	G889	Flame	42
G855	Round End Taper	34	G893	Round End Taper	43
G856	Round End Taper	35	G893L	Round End Taper Long	43
G856L	Round End Taper Long	36	G898	Tapered Torpedo	43
G856XL	Round End Taper Extra Long	36	G899	Occlusal Reduction	43
G856N	Round End Taper Long Narrow	36	G905	Acorn	43
G858	Needle	36	G909	Wheel	44
G859	Needle	37	G368	Bud	44
G860	Flame	37	G368L	Bud Long	45
G862	Flame	38	G379	Egg	45
G863	Flame	38	G390	Grenade	45
G864	Flame	38	G392	Interproximal	45
G868	Round End Taper	38	G6051	Cylinder	46
G873	Pointed End Taper	38	G6052	Cylinder	46
G874	Torpedo	39	G6053	Cylinder	46
G876	Torpedo	39	G6054	Taper	46
G877	Torpedo	39	G6055	Taper	46
G877K	Tapered Torpedo	39	G6056	Taper	46
G878	Torpedo	40	G801M	Round	47
G878K	Tapered Torpedo	40	G838M	Round End Cylinder	47
G879	Torpedo	41	G889M	Flame	47
G879K	Tapered Torpedo	41	G856P	Round End Taper with Pin	47
G880	Round End Cylinder	41	G878KP	Tapered Torpedo with Pin	47
G881	Round End Cylinder	41			

## HP DIAMOND INSTRUMENTS FOR LABORATORY USE

Burs	48
Discs	49

### G811 Occlusal Reduction/Barrel



ISO 806...038...033

ISO Ø 1/10 mm	033
Head L in mm	5

FG/ISO 314

MLX Order No.	205007AA
MLX Price group	D4/5

### G836 Cylinder



ISO 806...110...014

ISO 806...110...016


ISO 806...110...018

ISO Ø 1/10 mm	014	016	018
Head L in mm	6	6	6

FG/ISO 314

MLX Order No.	205008AA	205009AA	205010AA
MLX Price group	D4/5	D4/5	D4/5

### G837 Cylinder



ISO 806...111...014

ISO 806...111...016


ISO 806...111...018

ISO Ø 1/10 mm	014	016	018
Head L in mm	8	8	8

FG/ISO 314

MLX Order No.	205013AA	205014AA	205015AA
MLX Price group	D4/5	D4/5	D4/5

### G847 Flat End Taper



ISO 806...172...016

ISO 806...172...018

ISO Ø 1/10 mm	016	018
Head L in mm	8	8

FG/ISO 314

MLX Order No.	205021AA	205023AA
MLX Price group	D4/5	D4/5

### G848 Flat End Taper



ISO 806...173...016

ISO 806...173...018

ISO 806...173...023


ISO 806...173...031

ISO Ø 1/10 mm	016	018	023	031
Head L in mm	10	10	10	10

FG/ISO 314

MLX Order No.	205027AA	205029AA	205031AA	205032AA
MLX Price group	D4/5	D4/5	D4/5	D4/5

### G850 Round End Taper



ISO 806...199...014

ISO 806...199...016

ISO 806...199...018

ISO 806...198...018

ISO Ø 1/10 mm	014	016	018	018
Head L in mm	10	10	10	8

FG/ISO 314

MLX Order No.	205033AA	205035AA	205037AA	205039AA
MLX Price group	D4/5	D4/5	D4/5	D4/5



### G856 Round End Taper




ISO Ø 1/10 mm	016	018	018	021	025
Head L in mm	8	8	9	9	7

FG/ISO 314

MLX Order No.	205049AA	205052AA	205053AA	205055AA	205057AA
Price group	D4/5	D4/5	D4/5	D4/5	D4/5

### G856L Round End Taper Long




ISO Ø 1/10 mm	016	018
Head L in mm	10	11

FG/ISO 314

MLX Order No.	205059AA	205060AA
Price group	D4/5	D4/5

### G863 Flame




ISO Ø 1/10 mm	016
Head L in mm	10

FG/ISO 314

MLX Order No.	205070AA
Price group	D4/5

### G878K Tapered Torpedo



ISO Ø 1/10 mm	014	016	018	021
Head L in mm	8	8	8	8

FG/ISO 314

MLX Order No.	205078AA	205080AA	205082AA	205084AA
Price group	D4/5	D4/5	D4/5	D4/5

### G879 Torpedo




ISO Ø 1/10 mm	014
Head L in mm	10

FG/ISO 314

MLX Order No.	205085AA
Price group	D4/5

### G879K Tapered Torpedo



ISO Ø 1/10 mm	014	016	018	021
Head L in mm	10	10	10	10

FG/ISO 314

MLX Order No.	205088AA	205089AA	205091AA	205092AA
Price group	D4/5	D4/5	D4/5	D4/5

### G880 Round End Cylinder



ISO 806...140...014

ISO Ø 1/10 mm	014
Head L in mm	6

FG/ISO 314

Order No.	205093AA
Price group	D4/5

### G881 Round End Cylinder



ISO 806...141...014

ISO 806...141...016

ISO Ø 1/10 mm	014	016
Head L in mm	8	8

FG/ISO 314

Order No.	205094AA	205095AA
Price group	D4/5	D4/5

### G882 Round End Cylinder



ISO 806...142...014

ISO Ø 1/10 mm	014
Head L in mm	10

FG/ISO 314

Order No.	205096AA
Price group	D4/5

### G885 Beveled Cylinder




ISO 806...130...014

ISO Ø 1/10 mm	014
Head L in mm	8

FG/ISO 314

Order No.	205099AA
Price group	D4/5

### G886 Beveled Cylinder



ISO 806...131...014

ISO 806...131...016

ISO Ø 1/10 mm	014	016
Head L in mm	10	10

FG/ISO 314

Order No.	205102AA	205103AA
Price group	D4/5	D4/5

### G379 Egg



ISO 806...277...023

ISO Ø 1/10 mm	023
Head L in mm	5

FG/ISO 314

Order No.	205005AA
Price group	D4/5

### G801 Round



ISO Ø 1/10 mm	009	010	012	014	016	018	020	023	027	033
Head L in mm										

#### FG/ISO 314

MLX	Order No.						200090AA		200097AA		
	Price group						D2/5		D2/5		
ML	Order No.	200077AA	200079AA	200081AA	200083AA	200086AA	200089AA	200094AA	200096AA	200100AA	200101AA
	Price group	D1/5	D1/5	D1/5	D1/5	D1/5	D1/5	D2/5	D2/5	D2/5	D2/5
F	Order No.		200078AA				200088AA		200095AA		
	Price group		D1/5				D1/5		D2/5		
XF	Order No.					200087AA	200092AA		200099AA		
	Price group					D1/5	D1/5		D2/5		
UF	Order No.						200091AA		200098AA		
	Price group						D1/5		D2/5		

#### FGSS/ISO 313

ML	Order No.		200072AA		200074AA		200076AA			
	Price group		D3/5		D3/5		D3/5			

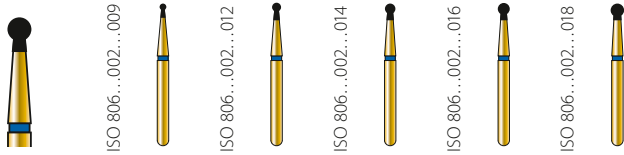
#### FGL/ISO 315

MLX	Order No.					200758AA				
	Price group					D3/5				
ML	Order No.				200808AA					
	Price group				D3/5					

#### FGXL/ISO 316

MLX	Order No.			200979AA	200981AA	200983AA	200985AA	200987AA		
	Price group			D3/5	D3/5	D3/5	D3/5	D3/5		
ML	Order No.			200978AA	200980AA	200982AA	200984AA	200986AA		
	Price group			D3/5	D3/5	D3/5	D3/5	D3/5		
F	Order No.	200792AA								
	Price group	D3/5								

## G802 Round with Collar




ISO Ø 1/10 mm	009	012	014	016	018
Head L in mm	2.3	2.3	2.3	2.3	2.3

FG/ISO 314

ML	Order No.	200103AA	200105AA	200106AA	200108AA	200109AA
	Price group	D1/5	D1/5	D1/5	D1/5	D1/5

## G805 Inverted Cone



ISO Ø 1/10 mm	010	012	014	016	018	023
Head L in mm	0.8	0.9	1.4	1.4	1.6	2.1

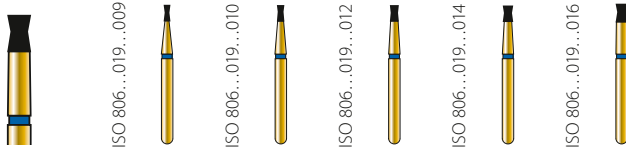
FG/ISO 314

ML	Order No.	200111AA	200112AA	200113AA	200115AA	200116AA	200117AA
	Price group	D1/5	D1/5	D1/5	D1/5	D1/5	D2/5

FGSS/ISO 313

ML	Order No.		200110AA				
	Price group		D3/5				

### G806 Inverted Cone with Collar



ISO Ø 1/10 mm	009	010	012	014	016
Head L in mm	2.2	2.2	2.2	2.2	2.5

FG/ISO 314

ML	Order No.	200120AA	200121AA	200122AA	200123AA	200124AA
	Price group	D1/5	D1/5	D1/5	D1/5	D1/5

### G807 Inverted Cone

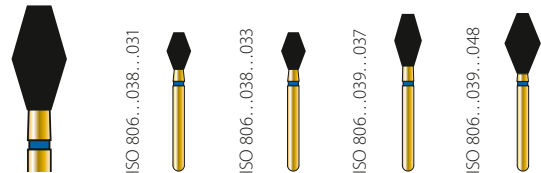


ISO Ø 1/10 mm	010	012	016	018
Head L in mm	3.5	3.5	4	5

FG/ISO 314

ML	Order No.	200126AA	200127AA	200130AA	200131AA
	Price group	D1/5	D1/5	D1/5	D1/5

### G811 Occlusal Reduction/Barrel

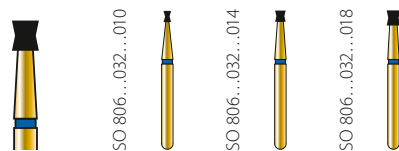


ISO Ø 1/10 mm	031	033	037	048
Head L in mm	4.2	5	7	8

FG/ISO 314

MLX	Order No.	200136AA			
	Price group	D4/5			
ML	Order No.	200134AA	200135AA	200137AA	200138AA
	Price group	D4/5	D4/5	D4/1	D4/1

### G813 Diabolo

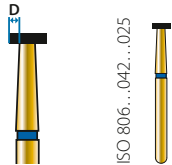


ISO Ø 1/10 mm	010	014	018
Head L in mm	1.5	1.5	2

FG/ISO 314

ML	Order No.	200140AA	200141AA	200143AA
	Price group	D1/5	D1/5	D1/5

### G818 Wheel



ISO 806...042...025

ISO Ø 1/10 mm	025
Head L in mm	0.7

FG/ISO 314

ML	Order No.	200145AA
	Price group	D4/5

D (Cutting Depth)	0.7 mm
-------------------	--------

### G828 Wheel



ISO 806...048...022

ISO 806...048...026

ISO 806...048...030

ISO Ø 1/10 mm	022	026	030
Head L in mm	1	1	1

FG/ISO 314

ML	Order No.	200798AA	200799AA	200797AA
	Price group	D4/5	D4/5	D4/5

D (Cutting Depth)	0.3 mm	0.5 mm	0.7 mm
-------------------	--------	--------	--------

### G830 Pear



ISO 806...233...009

ISO 806...233...010

ISO 806...233...012

ISO 806...233...014

ISO 806...233...016

ISO Ø 1/10 mm	009	010	012	014	016
Head L in mm	2.7	2.7	2.7	2.7	2.7

FG/ISO 314

ML	Order No.	200158AA	200160AA	200162AA	200165AA	200168AA
	Price group	D1/5	D1/5	D1/5	D1/5	D1/5
F	Order No.			200161AA	200164AA	200167AA
	Price group			D1/5	D1/5	D1/5
XF	Order No.				200166AA	
	Price group				D1/5	

FGSS/ISO 313

ML	Order No.	200154AA			
	Price group	D3/5			

### G830L Pear Long



ISO Ø 1/10 mm	010	012	014	016	018	020	026
Head L in mm	4	4	5	5	5	5	7

FG/ISO 314

MLX	Order No.		200181AA	200184AA		200188AA		
	Price group		D2/5	D2/5		D2/5		
ML	Order No.	200174AA	200177AA	200180AA	200183AA	200186AA	200187AA	200189AA
	Price group	D1/5	D1/5	D1/5	D1/5	D1/5	D2/5	D2/5
F	Order No.		200176AA					
	Price group		D1/5					
XF	Order No.		200179AA	200182AA				
	Price group		D1/5	D1/5				

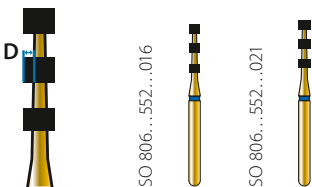
FGSS/ISO 313

ML	Order No.		200171AA				
	Price group		D3/5				

FGXL/ISO 316

F	Order No.	200793AA					
	Price group	D3/5					

### G834 Depth Marker



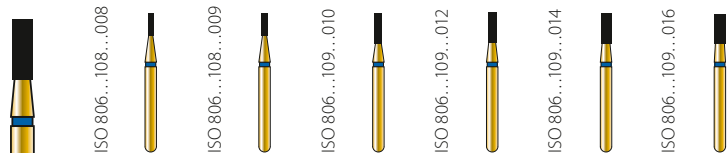
ISO Ø 1/10 mm	016	021
Head L in mm	6.8	6.8

FG/ISO 314

ML	Order No.	200190AA	200191AA
	Price group	D3/5	D3/5

D (Cutting Depth)	0.3 mm	0.5 mm
-------------------	--------	--------

### G835 Cylinder



ISO Ø 1/10 mm	008	009	010	012	014	016
Head L in mm	3	3	4	4	4	4

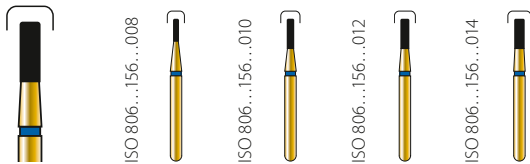
FG/ISO 314

MLX	Order No.					200211AA	
	Price group					D2/5	
ML	Order No.	200198AA	200201AA	200203AA	200206AA	200210AA	200212AA
	Price group	D1/5	D1/5	D1/5	D1/5	D1/5	D1/5

FGSS/ISO 313

ML	Order No.	200192AA		200194AA	200195AA	
	Price group	D3/5		D3/5	D3/5	

### G835R Rounded Edge Cylinder



ISO Ø 1/10 mm	008	010	012	014
Head L in mm	3	4	4	4

FG/ISO 314

ML	Order No.	200217AA	200219AA	200221AA	200223AA
	Price group	D1/5	D1/5	D1/5	D1/5
F	Order No.	200216AA	200218AA	200220AA	200222AA
	Price group	D1/5	D1/5	D1/5	D1/5

FGSS/ISO 313

ML	Order No.		200213AA		
	Price group		D3/5		

### G836 Cylinder




ISO Ø 1/10 mm	012	014	016	018
Head L in mm	6	6	6	6

FG/ISO 314

MLX	Order No.		200228AA	200230AA	200232AA
	Price group		D2/5	D2/5	D2/5
ML	Order No.	200226AA	200227AA	200229AA	200231AA
	Price group	D1/5	D1/5	D1/5	D1/5

### G836R Rounded Edge Cylinder



ISO Ø 1/10 mm	008	010	012	014
Head L in mm	6	6	6	6

FG/ISO 314

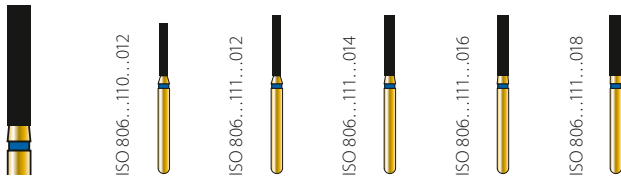
ML	Order No.	200237AA	200239AA	200241AA	200243AA
	Price group	D1/5	D1/5	D1/5	D1/5
F	Order No.	200236AA	200238AA	200240AA	200242AA
	Price group	D1/5	D1/5	D1/5	D1/5

FGSS/ISO 313

ML	Order No.		200234AA	
	Price group		D3/5	



### G837 Cylinder

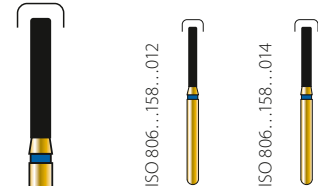


ISO Ø 1/10 mm	012	012	014	016	018
Head L in mm	7	8	8	8	8

FG/ISO 314

MLX	Order No.			200255AA	200258AA	200260AA
	Price group			D2/5	D2/5	D2/5
ML	Order No.	200250AA	200252AA	200254AA	200257AA	200259AA
	Price group	D1/5	D1/5	D1/5	D1/5	D1/5
F	Order No.	200249AA	200251AA			
	Price group	D1/5	D1/5			

### G837R Rounded Edge Cylinder



ISO Ø 1/10 mm	012	014
Head L in mm	8	8

FG/ISO 314

ML	Order No.	200265AA	200267AA
	Price group	D1/5	D1/5
F	Order No.	200264AA	200266AA
	Price group	D1/5	D1/5

FGSS/ISO 313

ML	Order No.	200262AA	
	Price group	D3/5	

### G838 Round End Cylinder

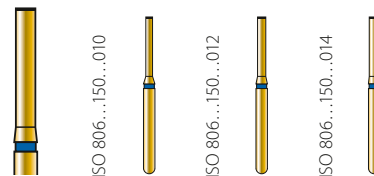


ISO Ø 1/10 mm	009	010	012	014
Head L in mm	3	4	4	4

FG/ISO 314

ML	Order No.	200272AA	200273AA	200275AA	200276AA
	Price group	D1/5	D1/5	D1/5	D1/5

### G839 End Cutting Cylinder




ISO Ø 1/10 mm	010	012	014
Head L in mm			

FG/ISO 314

ML	Order No.	200278AA	200280AA	200282AA
	Price group	D1/5	D1/5	D1/5
F	Order No.		200279AA	
	Price group		D1/5	

### G842 Cylinder




ISO Ø 1/10 mm	014
Head L in mm	12

FG/ISO 314

ML	Order No.	200284AA
	Price group	D1/5
F	Order No.	200283AA
	Price group	D1/5

### G845 Flat End Taper



ISO Ø 1/10 mm	010	012	014	016	023
Head L in mm	4	4	4	4	5


FG/ISO 314

MLX	Order No.				200294AA	
	Price group				D2/5	
ML	Order No.	200288AA	200290AA	200291AA	200293AA	200295AA
	Price group	D1/5	D1/5	D1/5	D1/5	D2/5
F	Order No.		200289AA		200292AA	
	Price group		D1/5		D1/5	

FGSS/ISO 313

ML	Order No.	200285AA	200286AA			
	Price group	D3/5	D3/5			

### G845R Rounded Edge Taper




ISO Ø 1/10 mm	016	025
Head L in mm	4	4

FG/ISO 314

ML	Order No.	200297AA	200819AA
	Price group	D1/5	D2/5
F	Order No.	200296AA	200820AA
	Price group	D1/5	D2/5

### G846 Flat End Taper



ISO Ø 1/10 mm	012	014	016	016	018	023
Head L in mm	6	6	6	7	7	7

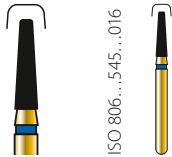
FG/ISO 314

MLX	Order No.				200309AA		
	Price group				D2/5		
ML	Order No.	200304AA	200305AA	200306AA	200308AA	200311AA	200313AA
	Price group	D1/5	D1/5	D1/5	D1/5	D1/5	D2/5

FGSS/ISO 313

ML	Order No.			200300AA		200303AA
	Price group			D3/5		D3/5

### G846R Rounded Edge Taper



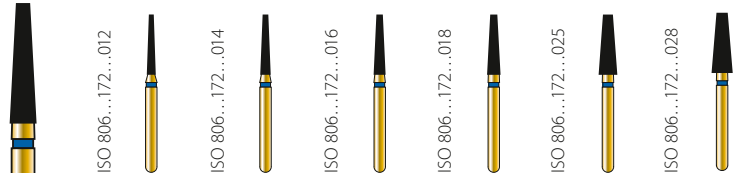
ISO 806...545...016

ISO Ø 1/10 mm	016
Head L in mm	6

FG/ISO 314

ML	Order No.	200315AA
	Price group	D1/5
F	Order No.	200314AA
	Price group	D1/5

### G847 Flat End Taper



ISO 806...172...012

ISO 806...172...014

ISO 806...172...016

ISO 806...172...018

ISO 806...172...025

ISO 806...172...028

ISO Ø 1/10 mm	012	014	016	018	025	028
Head L in mm	8	8	8	8	8	8

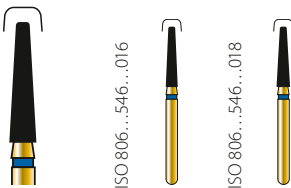
FG/ISO 314

MLX	Order No.		200327AA	200330AA	200333AA	200335AA	
	Price group		D2/5	D2/5	D2/5	D2/5	
ML	Order No.	200324AA	200326AA	200329AA	200332AA	200334AA	200336AA
	Price group	D1/5	D1/5	D1/5	D1/5	D2/5	D2/5
F	Order No.		200325AA	200328AA			
	Price group		D1/5	D1/5			

FGSS/ISO 313

ML	Order No.		200317AA		200321AA		
	Price group		D3/5		D3/5		

### G847R Rounded Edge Taper



ISO 806...546...016


ISO 806...546...018

ISO Ø 1/10 mm	016	018
Head L in mm	8	8

FG/ISO 314

ML	Order No.	200338AA	200760AA
	Price group	D1/5	D1/5
F	Order No.	200337AA	200759AA
	Price group	D1/5	D1/5

### G848 Flat End Taper



ISO 806...173...012

ISO 806...173...014

ISO 806...173...016

ISO 806...173...018

ISO 806...173...023

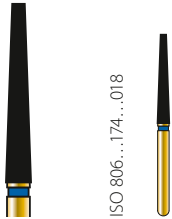
ISO 806...173...031

ISO Ø 1/10 mm	012	014	016	018	023	031
Head L in mm	10	10	10	10	10	10

FG/ISO 314

MLX	Order No.		200345AA	200348AA	200351AA	200355AA	200358AA
	Price group		D2/5	D2/5	D2/5	D2/5	D2/5
ML	Order No.	200342AA	200344AA	200347AA	200350AA	200354AA	200357AA
	Price group	D1/5	D1/5	D1/5	D1/5	D2/5	D2/5
F	Order No.		200343AA	200346AA			
	Price group		D1/5	D1/5			

### G848L Flat End Taper Long



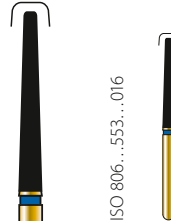
ISO 806...174...018

ISO Ø 1/10 mm	018
Head L in mm	12

FG/ISO 314

ML	Order No.	200360AA
	Price group	D1/5

### G848R Rounded Edge Taper



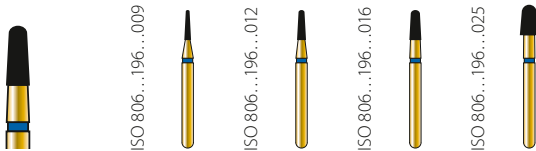
ISO 806...553...016

ISO Ø 1/10 mm	016
Head L in mm	10

FG/ISO 314

ML	Order No.	200762AA
	Price group	D1/5
F	Order No.	200761AA
	Price group	D1/5

### G849 Round End Taper



ISO 806...196...009

ISO 806...196...012

ISO 806...196...016


ISO 806...196...025

ISO Ø 1/10 mm	009	012	016	025
Head L in mm	4	4	4	4

FG/ISO 314

MLX	Order No.				200366AA
	Price group				D2/5
ML	Order No.	200362AA	200363AA	200364AA	200365AA
	Price group	D1/5	D1/5	D1/5	D1/5

### G850 Round End Taper



<b>ISO Ø 1/10 mm</b>	<b>012</b>	<b>014</b>	<b>016</b>	<b>018</b>	<b>018</b>	<b>023</b>
<b>Head L in mm</b>	<b>10</b>	<b>10</b>	<b>10</b>	<b>10</b>	<b>8</b>	<b>10</b>

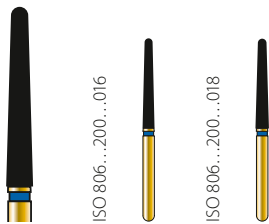
FG/ISO 314

<b>MLX</b>	Order No.			200376AA	200379AA	200382AA	
	Price group			D2/5	D2/5	D2/5	
<b>ML</b>	Order No.	200372AA	200374AA	200375AA	200378AA	200381AA	200383AA
	Price group	D1/5	D1/5	D1/5	D1/5	D1/5	D2/5
<b>F</b>	Order No.	200371AA	200373AA		200377AA	200380AA	
	Price group	D1/5	D1/5		D1/5	D1/5	

FGSS/ISO 313

<b>ML</b>	Order No.			200368AA			
	Price group			D3/5			

### G850L Round End Taper Long

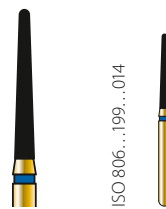


<b>ISO Ø 1/10 mm</b>	<b>016</b>	<b>018</b>
<b>Head L in mm</b>	<b>12</b>	<b>12</b>

FG/ISO 314

<b>ML</b>	Order No.	200387AA	200388AA
	Price group	D1/5	D1/5
<b>F</b>	Order No.	200386AA	
	Price group	D1/5	

### G850N Round End Taper Narrow




<b>ISO Ø 1/10 mm</b>	<b>014</b>
<b>Head L in mm</b>	<b>10</b>

FG/ISO 314

<b>ML</b>	Order No.	200389AA
	Price group	D1/5

### G851 Round End Taper with Safe End



ISO Ø 1/10 mm	012	016
Head L in mm	8	8

FG/ISO 314

ML	Order No.	200390AA	200391AA
	Price group	D1/5	D1/5

### G852 Needle




ISO Ø 1/10 mm	010	012	014	016
Head L in mm	6	6	6	6

FG/ISO 314

ML	Order No.	200396AA	200398AA	200401AA	200403AA
	Price group	D1/5	D1/5	D1/5	D1/5
F	Order No.		200397AA		200402AA
	Price group		D1/5		D1/5
XF	Order No.		200400AA		200405AA
	Price group		D1/5		D1/5
UF	Order No.		200399AA		200404AA
	Price group		D1/5		D1/5

### G853 Needle



ISO Ø 1/10 mm	008
Head L in mm	3.5

FG/ISO 314

ML	Order No.	200406AA
	Price group	D1/5
XF	Order No.	200408AA
	Price group	D1/5
UF	Order No.	200407AA
	Price group	D1/5

### G855 Round End Taper



ISO Ø 1/10 mm	010	012	014	016
Head L in mm	6	6	6	6

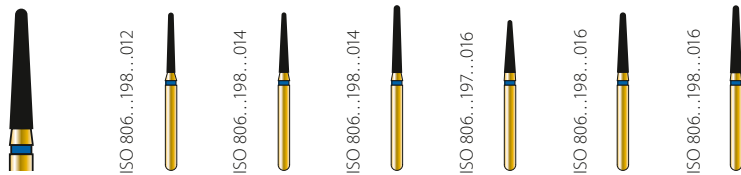
FG/ISO 314

MLX	Order No.		200417AA		
	Price group		D2/5		
ML	Order No.	200413AA	200414AA	200416AA	200418AA
	Price group	D1/5	D1/5	D1/5	D1/5

FGSS/ISO 313

ML	Order No.	200409AA	200411AA	200412AA
	Price group	D3/5	D3/5	D3/5

## G856 Round End Taper



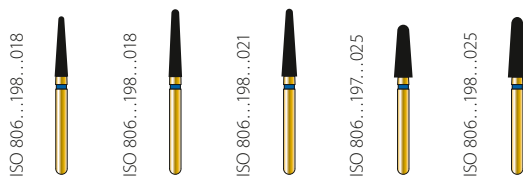
ISO Ø 1/10 mm	012	014	014	016	016	016
Head L in mm	8	8	9	7	8	9

FG/ISO 314

MLX	Order No.			200437AA	200440AA	200443AA	200445AA
	Price group			D2/5	D2/5	D2/5	D2/5
ML	Order No.	200433AA	200435AA	200436AA	200439AA	200442AA	200444AA
	Price group	D1/5	D1/5	D1/5	D1/5	D1/5	D1/5
F	Order No.		200434AA		200438AA	200441AA	
	Price group		D1/5		D1/5	D1/5	
XF	Order No.						60019344
	Price group						D1/5

FGSS/ISO 313

ML	Order No.			200420AA		200423AA	200425AA
	Price group			D3/5		D3/5	D3/5



ISO Ø 1/10 mm	018	018	021	025	025
Head L in mm	8	9	9	7	8

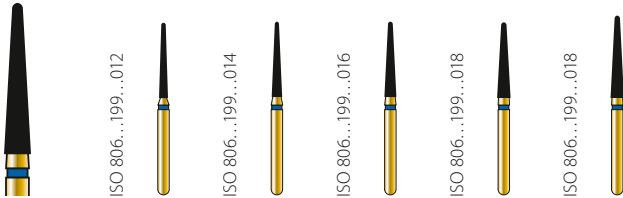
FG/ISO 314

MLX	Order No.	200448AA	200451AA	200454AA	200457AA	
	Price group	D2/5	D2/5	D2/5	D2/5	
ML	Order No.	200447AA	200450AA	200453AA	200456AA	200864AA
	Price group	D1/5	D1/5	D2/5	D2/5	D2/5
F	Order No.	200446AA	200449AA	200452AA	200455AA	
	Price group	D1/5	D1/5	D2/5	D2/5	
XF	Order No.		60019345	60019346		
	Price group		D1/5	D2/5		

FGSS/ISO 313

ML	Order No.	200427AA	200429AA		
	Price group	D3/5	D3/5		
F	Order No.				200432AA
	Price group				D3/5

### G856L Round End Taper Long

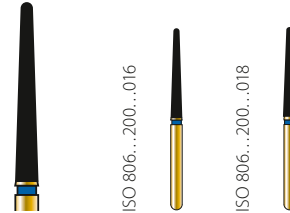


ISO Ø 1/10 mm	012	014	016	018	018
Head L in mm	10	10	10	10	11

FG/ISO 314

MLX	Order No.			200465AA	200468AA	200471AA
	Price group			D2/5	D2/5	D2/5
ML	Order No.	200461AA	200462AA	200464AA	200467AA	200470AA
	Price group	D1/5	D1/5	D1/5	D1/5	D1/5
F	Order No.				200466AA	200469AA
	Price group				D1/5	D1/5

### G856XL Round End Taper Extra Long




ISO Ø 1/10 mm	016	018
Head L in mm	12	12

FG/ISO 314

ML	Order No.	200485AA	200486AA
	Price group	D1/5	D1/5

### G856N Round End Taper Long Narrow




ISO Ø 1/10 mm	014	016
Head L in mm	8	8

FG/ISO 314

MLX	Order No.	200477AA	
	Price group	D2/5	
ML	Order No.	200476AA	200480AA
	Price group	D1/5	D1/5

### G858 Needle



ISO Ø 1/10 mm	012	014	016
Head L in mm	8	8	8

FG/ISO 314


ML	Order No.	200491AA	200495AA	200499AA
	Price group	D1/5	D1/5	D1/5
F	Order No.	200490AA	200494AA	200498AA
	Price group	D1/5	D1/5	D1/5
XF	Order No.	200493AA	200497AA	
	Price group	D1/5	D1/5	
UF	Order No.	200492AA		
	Price group	D1/5		

FGSS/ISO 313

ML	Order No.	200487AA	200488AA
	Price group	D3/5	D3/5



## G859 Needle




ISO Ø 1/10 mm	010	012	014	014	016	018	021	024
Head L in mm	10	10	9	10	10	10	10	10

FG/ISO 314

ML	Order No.	200503AA	200507AA		200509AA	200512AA	200514AA	200518AA	200520AA
	Price group	D1/5	D1/5		D1/5	D1/5	D1/5	D2/5	D2/5
F	Order No.	200502AA	200506AA		200508AA		200513AA		200519AA
	Price group	D1/5	D1/5		D1/5		D1/5		D2/5
XF	Order No.	200505AA		200930AA	200511AA		200517AA		200522AA
	Price group	D1/5		D1/5	D1/5		D1/5		D2/5
UF	Order No.	200504AA			200510AA		200516AA		200521AA
	Price group	D1/5			D1/5		D1/5		D2/5

## G860 Flame




ISO Ø 1/10 mm	012	012	012	014
Head L in mm	5	6.5	10	5

FG/ISO 314

ML	Order No.	200526AA	200529AA		200531AA
	Price group	D1/5	D1/5		D1/5
F	Order No.	200525AA			200530AA
	Price group	D1/5			D1/5
XF	Order No.	200527AA			200532AA
	Price group	D1/5			D1/5
UF	Order No.			60013866	
	Price group			D3/5	

### G862 Flame



ISO Ø 1/10 mm	010	012	014	016
Head L in mm	8	8	8	8


FG/ISO 314

MLX	Order No.			200551AA	
	Price group			D2/5	
ML	Order No.	200540AA	200544AA	200548AA	200550AA
	Price group	D1/5	D1/5	D1/5	D1/5
F	Order No.	200539AA	200543AA	200547AA	200549AA
	Price group	D1/5	D1/5	D1/5	D1/5
XF	Order No.	200542AA	200546AA		200553AA
	Price group	D1/5	D1/5		D1/5
UF	Order No.	200541AA	200545AA		200552AA
	Price group	D1/5	D1/5		D1/5

FGSS/ISO 313

ML	Order No.	200534AA	200535AA		
	Price group	D3/5	D3/5		

### G863 Flame




ISO Ø 1/10 mm	012	014	016
Head L in mm	10	10	10

FG/ISO 314

MLX	Order No.			200569AA
	Price group			D2/5
ML	Order No.	200560AA	200564AA	200568AA
	Price group	D1/5	D1/5	D1/5
F	Order No.	200559AA	200563AA	200567AA
	Price group	D1/5	D1/5	D1/5
XF	Order No.	200562AA		200570AA
	Price group	D1/5		D1/5
UF	Order No.	200561AA		
	Price group	D1/5		

### G864 Flame




ISO Ø 1/10 mm	014
Head L in mm	12

FG/ISO 314

ML	Order No.	200573AA
	Price group	D1/5
F	Order No.	200572AA
	Price group	D1/5
UF	Order No.	60013776
	Price group	D3/5

### G868 Round End Taper




ISO Ø 1/10 mm	014
Head L in mm	8

FG/ISO 314

ML	Order No.	200575AA
	Price group	D1/5

### G873 Pointed End Taper




ISO Ø 1/10 mm	014
Head L in mm	2

FG/ISO 314

ML	Order No.	200577AA
	Price group	D1/5
XF	Order No.	200578AA
	Price group	D1/5

### G874 Torpedo

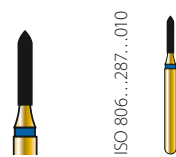


ISO Ø 1/10 mm	008	010	012
Head L in mm	3	2	2

FG/ISO 314

ML	Order No.	200580AA	200583AA
	Price group	D1/5	D1/5
XF	Order No.	200921AA	200584AA
	Price group	D1/5	D1/5

### G876 Torpedo



ISO Ø 1/10 mm	010
Head L in mm	5

FG/ISO 314

ML	Order No.	200585AA
	Price group	D1/5

### G877 Torpedo



ISO Ø 1/10 mm	010	012
Head L in mm	6	6


FG/ISO 314

ML	Order No.	200590AA	200592AA
	Price group	D1/5	D1/5
F	Order No.	200589AA	
	Price group	D1/5	

FGSS/ISO 313

ML	Order No.	200586AA
	Price group	D3/5

### G877K Tapered Torpedo




ISO Ø 1/10 mm	012	014	016	018	021
Head L in mm	6	6	6	6	6

FG/ISO 314

MLX	Order No.		200606AA	200609AA	200611AA	
	Price group		D2/5	D2/5	D2/5	
ML	Order No.	200602AA	200604AA	200605AA	200608AA	200610AA
	Price group	D1/5	D1/5	D1/5	D1/5	D2/5

## G878 Torpedo



ISO Ø 1/10 mm	010	012	014	016
Head L in mm	8	8	8	8

FG/ISO 314

ML	Order No.	200615AA	200617AA	200619AA	200620AA
	Price group	D1/5	D1/5	D1/5	D1/5
F	Order No.	200614AA	200616AA		
	Price group	D1/5	D1/5		

FGSS/ISO 313

ML	Order No.		200613AA		
	Price group		D3/5		

## G878K Tapered Torpedo



ISO Ø 1/10 mm	010	012	014	016	018	021
Head L in mm	8	8	8	8	8	8

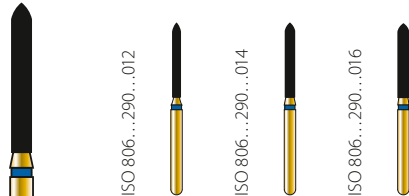
FG/ISO 314

MLX	Order No.			200636AA	200639AA	200642AA	200645AA
	Price group			D2/5	D2/5	D2/5	D2/5
ML	Order No.	200631AA	200633AA	200635AA	200638AA	200641AA	200644AA
	Price group	D1/5	D1/5	D1/5	D1/5	D1/5	D2/5
F	Order No.	200630AA	200632AA	200634AA	200637AA	200640AA	200643AA
	Price group	D1/5	D1/5	D1/5	D1/5	D1/5	D2/5

FGSS/ISO 313

ML	Order No.	200621AA	200622AA	200623AA	200625AA	200627AA	
	Price group	D3/5	D3/5	D3/5	D3/5	D3/5	

### G879 Torpedo



ISO Ø 1/10 mm	012	014	016
Head L in mm	10	10	10

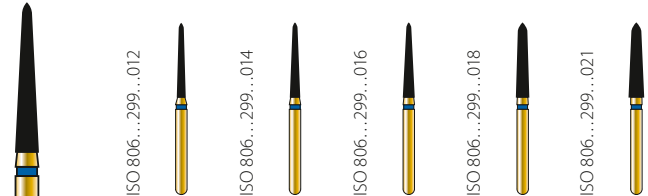
FG/ISO 314

MLX	Order No.	200654AA	
	Price group	D2/5	
ML	Order No.	200651AA	200653AA
	Price group	D1/5	D1/5
F	Order No.	200650AA	200652AA
	Price group	D1/5	D1/5

FGSS/ISO 313

ML	Order No.	200646AA	
	Price group	D3/5	

### G879K Tapered Torpedo



ISO Ø 1/10 mm	012	014	016	018	021
Head L in mm	10	10	10	10	10

FG/ISO 314

MLX	Order No.			200668AA	200671AA	200675AA
	Price group			D2/5	D2/5	D2/5
ML	Order No.	200660AA	200664AA	200667AA	200670AA	200674AA
	Price group	D1/5	D1/5	D1/5	D1/5	D2/5
F	Order No.				200669AA	
	Price group				D1/5	

### G880 Round End Cylinder



ISO Ø 1/10 mm	012	014
Head L in mm	6	6

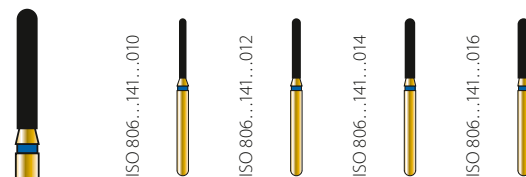
FG/ISO 314

MLX	Order No.	200684AA	
	Price group	D2/5	
ML	Order No.	200680AA	200683AA
	Price group	D1/5	D1/5
F	Order No.	200679AA	
	Price group	D1/5	

FGSS/ISO 313

MLX	Order No.	200678AA	
	Price group	D3/5	
ML	Order No.	200676AA	200677AA
	Price group	D3/5	D3/5

### G881 Round End Cylinder



ISO Ø 1/10 mm	010	012	014	016
Head L in mm	8	8	8	8


FG/ISO 314

MLX	Order No.			200696AA	200699AA
	Price group			D2/5	D2/5
ML	Order No.	200691AA	200693AA	200695AA	200698AA
	Price group	D1/5	D1/5	D1/5	D1/5
F	Order No.		200692AA	200694AA	200697AA
	Price group		D1/5	D1/5	D1/5

FGSS/ISO 313

MLX	Order No.			200690AA
	Price group			D3/5
ML	Order No.	200685AA	200687AA	200689AA
	Price group	D3/5	D3/5	D3/5

### G882 Round End Cylinder




ISO Ø 1/10 mm	012	014
Head L in mm	10	10

FG/ISO 314

ML	Order No.	200701AA	200702AA
	Price group	D1/5	D1/5
F	Order No.	200700AA	
	Price group	D1/5	

### G884 Beveled Cylinder




ISO Ø 1/10 mm	012
Head L in mm	6

FG/ISO 314

ML	Order No.	200705AA
	Price group	D1/5
F	Order No.	200704AA
	Price group	D1/5

### G885 Beveled Cylinder




ISO Ø 1/10 mm	012	014
Head L in mm	8	8

FG/ISO 314

MLX	Order No.		200715AA
	Price group		D2/5
ML	Order No.	200711AA	200714AA
	Price group	D1/5	D1/5
F	Order No.	200710AA	200713AA
	Price group	D1/5	D1/5

### G886 Beveled Cylinder




ISO Ø 1/10 mm	012	014	016
Head L in mm	10	10	10

FG/ISO 314

MLX	Order No.		200723AA	200726AA
	Price group		D2/5	D2/5
ML	Order No.	200719AA	200722AA	200725AA
	Price group	D1/5	D1/5	D1/5
F	Order No.	200718AA	200721AA	200724AA
	Price group	D1/5	D1/5	D1/5

### G886K Beveled Taper




ISO Ø 1/10 mm	018
Head L in mm	9.5

FG/ISO 314

ML	Order No.	200730AA
	Price group	D1/5

### G889 Flame



ISO Ø 1/10 mm	009
Head L in mm	3.5

FG/ISO 314

ML	Order No.	200733AA
	Price group	D1/5
F	Order No.	200732AA
	Price group	D1/5
XF	Order No.	200734AA
	Price group	D1/5

FGXL/ISO 316

F	Order No.	200794AA
	Price group	D3/5

### G893 Round End Taper



ISO 806...267...014

ISO Ø 1/10 mm	014
Head L in mm	7

RA/ISO 206

ML	Order No.	200787AA
	Price group	D3/5
F	Order No.	200786AA
	Price group	D3/5
UF	Order No.	200788AA
	Price group	D3/5

### G893L Round End Taper Long




ISO 806...268...014

ISO Ø 1/10 mm	014
Head L in mm	7

RA/ISO 206

ML	Order No.	200790AA
	Price group	D3/5
F	Order No.	200789AA
	Price group	D3/5
UF	Order No.	200791AA
	Price group	D3/5

### G898 Tapered Torpedo




ISO 806...213...016

ISO Ø 1/10 mm	016
Head L in mm	11

FG/ISO 314

ML	Order No.	200736AA
	Price group	D1/5

### G899 Occlusal Reduction



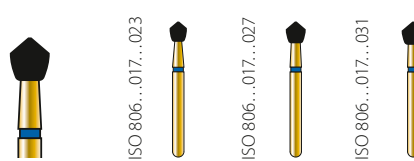
ISO 806...033...027

ISO Ø 1/10 mm	027
Head L in mm	7

FG/ISO 314

ML	Order No.	200737AA
	Price group	D4/5

### G905 Acorn



ISO 806...017...023

ISO 806...017...027

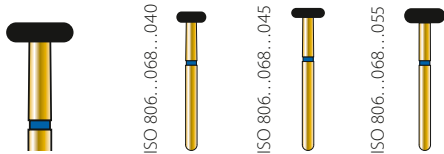
ISO 806...017...031

ISO Ø 1/10 mm	023	027	031
Head L in mm	2.7	2.9	3.1

FG/ISO 314

ML	Order No.	200742AA	200745AA
	Price group	D4/5	D4/5
F	Order No.	200738AA	200744AA
	Price group	D4/5	D4/5

### G909 Wheel




ISO Ø 1/10 mm	040	045	055
Head L in mm	1.5	1.5	2

FG/ISO 314

MLX	Order No.	200752AA	200754AA	200757AA
	Price group	D4/1	D4/1	D4/1
ML	Order No.	200751AA	200753AA	200756AA
	Price group	D4/1	D4/1	D4/1

### G368 Bud



ISO Ø 1/10 mm	014	016	018	020	023
Head L in mm	5	3.5	4	5	5

FG/ISO 314

MLX	Order No.				200016AA	
	Price group				D2/5	
ML	Order No.		200005AA	200009AA	200011AA	200015AA
	Price group		D1/5	D1/5	D2/5	D2/5
F	Order No.		200004AA		200010AA	200014AA
	Price group		D1/5		D2/5	D2/5
XF	Order No.		200007AA		200013AA	200018AA
	Price group		D1/5		D2/5	D2/5
UF	Order No.		200006AA		200012AA	200017AA
	Price group		D1/5		D2/5	D2/5

FGSS/ISO 313


ML	Order No.				200002AA
	Price group				D3/5

RA/ISO 206

ML	Order No.	200781AA			
	Price group	D3/5			
F	Order No.	200780AA			
	Price group	D3/5			
UF	Order No.	200782AA			
	Price group	D3/5			



### G368L Bud Long



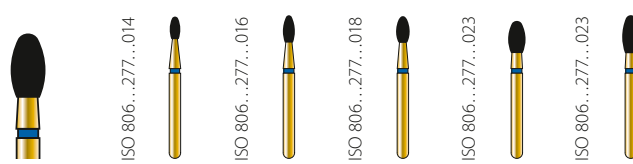
ISO 806...259...014

ISO Ø 1/10 mm	014
Head L in mm	5

RA/ISO 206

<b>ML</b>	Order No.	200784AA
	Price group	D3/5
<b>F</b>	Order No.	200783AA
	Price group	D3/5
<b>UF</b>	Order No.	200785AA
	Price group	D3/5

### G379 Egg



ISO 806...277...014

ISO 806...277...016

ISO 806...277...018

ISO 806...277...023

ISO 806...277...023

ISO Ø 1/10 mm	014	016	018	023	023
Head L in mm	3	3.5	3.5	4.2	5


FG/ISO 314

<b>MLX</b>	Order No.				200036AA	200039AA
	Price group				D2/5	D2/5
<b>ML</b>	Order No.	200025AA	200030AA	200033AA		200038AA
	Price group	D1/5	D1/5	D1/5		D2/5
<b>F</b>	Order No.	200024AA	200029AA		200034AA	200037AA
	Price group	D1/5	D1/5		D2/5	D2/5
<b>XF</b>	Order No.	200026AA	200031AA			200041AA
	Price group	D1/5	D1/5			D2/5
<b>UF</b>	Order No.					200040AA
	Price group					D2/5

FGSS/ISO 313

<b>ML</b>	Order No.					200022AA
	Price group					D3/5

### G390 Grenade



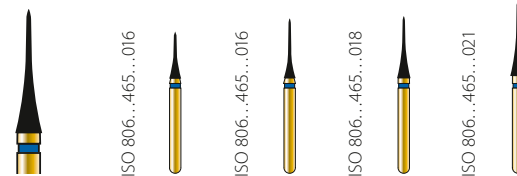
ISO 806...270...014

ISO Ø 1/10 mm	014
Head L in mm	3

FG/ISO 314

<b>ML</b>	Order No.	200044AA
	Price group	D1/5
<b>F</b>	Order No.	200043AA
	Price group	D1/5
<b>XF</b>	Order No.	200046AA
	Price group	D1/5
<b>UF</b>	Order No.	200045AA
	Price group	D1/5

### G392 Interproximal



ISO 806...465...016

ISO 806...465...016

ISO 806...465...018

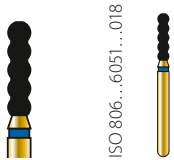
ISO 806...465...021

ISO Ø 1/10 mm	016	016	018	021
Head L in mm	6	8	8	10

FG/ISO 314

<b>ML</b>	Order No.	200048AA	200051AA	200053AA	200056AA
	Price group	D1/5	D1/5	D1/5	D2/5
<b>F</b>	Order No.	200047AA	200050AA		
	Price group	D1/5	D1/5		

### G6051 Cylinder




ISO 806...6051...018

ISO Ø 1/10 mm	018
Head L in mm	6

FG/ISO 314

MLX	Order No.	200059AA
	Price group	D3/5
ML	Order No.	200058AA
	Price group	D3/5

### G6052 Cylinder



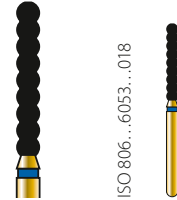
ISO 806...6052...018

ISO Ø 1/10 mm	018
Head L in mm	8

FG/ISO 314

MLX	Order No.	200061AA
	Price group	D3/5
ML	Order No.	200060AA
	Price group	D3/5

### G6053 Cylinder



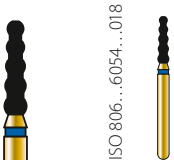
ISO 806...6053...018

ISO Ø 1/10 mm	018
Head L in mm	10

FG/ISO 314

MLX	Order No.	200063AA
	Price group	D3/5
ML	Order No.	200062AA
	Price group	D3/5

### G6054 Taper




ISO 806...6054...018

ISO Ø 1/10 mm	018
Head L in mm	6

FG/ISO 314

MLX	Order No.	200065AA
	Price group	D3/5
ML	Order No.	200064AA
	Price group	D3/5

### G6055 Taper



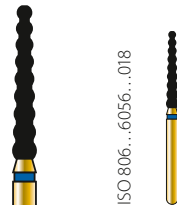
ISO 806...6055...018

ISO Ø 1/10 mm	018
Head L in mm	8

FG/ISO 314

MLX	Order No.	200069AA
	Price group	D3/5
ML	Order No.	200068AA
	Price group	D3/5

### G6056 Taper



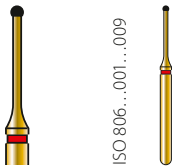
ISO 806...6056...018

ISO Ø 1/10 mm	018
Head L in mm	10

FG/ISO 314

MLX	Order No.	200071AA
	Price group	D3/5
ML	Order No.	200070AA
	Price group	D3/5

### G801M Round



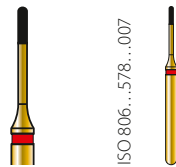
ISO 806...001...009

ISO Ø 1/10 mm	009
Head L in mm	0.6

FG/ISO 314

<b>E</b>	Order No.	200975AA
	Price group	D3/5

### G838M Round End Cylinder




ISO 806...578...007

ISO Ø 1/10 mm	007
Head L in mm	2.4

FG/ISO 314

<b>F</b>	Order No.	200976AA
	Price group	D3/5

### G889M Flame




ISO 806...262...007

ISO Ø 1/10 mm	007
Head L in mm	2.4

FG/ISO 314

<b>E</b>	Order No.	200977AA
	Price group	D3/5

### G856P Round End Taper with Pin



ISO 806...508...018


ISO 806...508...021

ISO Ø 1/10 mm	018	021
Head L in mm	8	8

FG/ISO 314

<b>ML</b>	Order No.	215606AA	215609AA
	Price group	D4/5	D4/5

### G878KP Tapered Torpedo with Pin



ISO 806...508...018

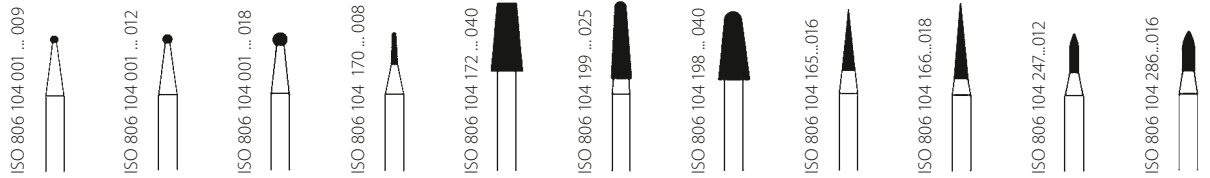
ISO 806...508...021

ISO Ø 1/10 mm	018	021
Head L in mm	8	8

FG/ISO 314

<b>ML</b>	Order No.	215615AA	215618AA
	Price group	D4/5	D4/5
<b>F</b>	Order No.	215614AA	215617AA
	Price group	D4/5	D4/5

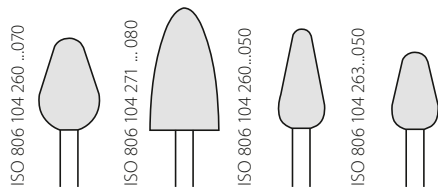
### HP Diamond Burs



Head Shape	801	801	801	845	848	850	850	858	859	860	890
ISO Ø 1/10 mm	009	012	018	008	040	025	040	016	018	012	016
Head L in mm				4	9.0	10.0	9.0	8.0	10.0	5.0	3.5

ML	Order No.	240028AA	240031AA	240036AA	240104AA	240114AA	240123AA	240125AA	240136AA		240143AA	
	Price group	DHP2/6	DHP2/6	DHP2/6	DHP2/6	DHP2/3	DHP2/6	DHP2/3	DHP2/6		DHP2/6	
F	Order No.									240137AA	240142AA	240161AA
	Price group									DHP2/6	DHP2/6	DHP2/6

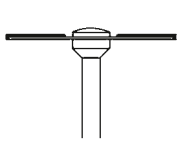
### HP Diamond Burs



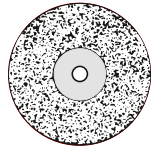
Head Shape	369	421	893	894
ISO Ø 1/10 mm	070	080	050	050
Head L in mm	12.0	16.0	13.0	10.0

MLX	Order No.		240016AA	240023AA	240024AA
	Price group		DHP1/1	DHP1/1	DHP1/1
ML	Order No.	240001AA			240012AA
	Price group	DHP1/1			DHP1/1

### HP Diamond Discs



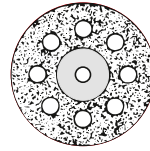
ISO 806 104 347...190



ISO 806 104 347...220



ISO 806 104 352...190



ISO 806 104 352...220

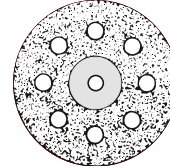
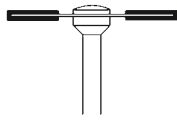



Fig. No.	916	918	916	918	918PF	918PF
ISO Ø 1/10 mm	190		220		190	220
Thickness (mm)	0.35	0.2	0.35	0.2	0.2	0.2
Standard (90µm)	Order No.	242028AA		242029AA		
Flex (75 µm)	Order No.		242036AA	242037AA	242042AA	242043AA
	Price group	DHP3/1	DHP3/1	DHP3/1	DHP4/1	DHP4/1



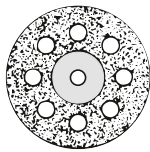
ISO 806 104 345...220



ISO 806 104 345...190



ISO 806 104 350...190



ISO 806 104 350...220

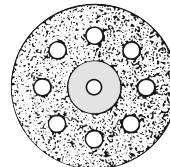
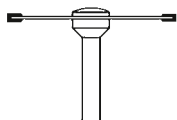
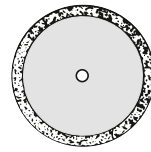


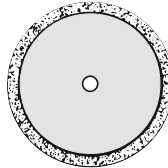
Fig. No.	918D	914D	918D	914D	918DPF	918DPF
ISO Ø 1/10 mm	190		220		190	220
Thickness (mm)	0.25	0.15	0.25	0.15	0.25	0.25
Flex (75 µm)	Order No.	242038AA		242039AA	242040AA	242041AA
Superflex (45µm)	Order No.		242023AA	242024AA		
	Price group	DHP3/1	DHP3/1	DHP3/1	DHP4/1	DHP4/1



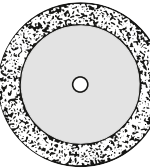
ISO 806 104 321...190



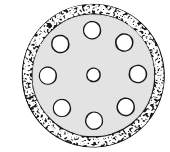
ISO 806 104 321...220



ISO 806 104 321...220



ISO 806 104 332...190



ISO 806 104 332...220

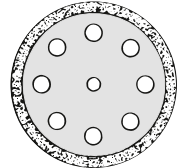


Fig. No.	910	911	911	910D	911D	911PF	910PF	911PF
ISO Ø 1/10 mm	190		220	220		190	220	
Thickness (mm)	0.45	0.25	0.25	0.45	0.25	0.25	0.45	0.25
Standard (90µm)	Order No.	242002AA		242004AA			242006AA	
Flex (75 µm)	Order No.		242007AA	242008AA		242009AA	242010AA	242011AA
	Price group	DHP3/1	DHP3/1	DHP3/1	DHP3/1	DHP4/1	DHP4/1	DHP4/1

## HP Diamond Discs



Fig. No.	914	914UX	914	914UX	914	914UX
ISO Ø 1/10 mm	160		190		220	
Thickness (mm)	0.15	0.12	0.15	0.12	0.15	0.12

Superflex (45µm)	Order No.	242020AA		242021AA		242022AA	
Ultraflex (30µm)	Order No.		242025AA		242026AA		242027AA
	Price group	DHP3/1	DHP4/1	DHP3/1	DHP4/1	DHP3/1	DHP4/1




Fig. No.	357
ISO Ø 1/10 mm	220
Thickness (mm)	0.15

Superflex (45µm)	Order No.	242000AA
	Price group	DHP3/1

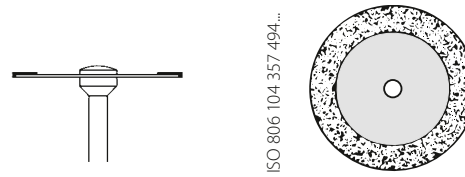


Fig. No.	912UX	912UX
ISO Ø 1/10 mm	190	220
Thickness (mm)	0.08	0.08

Ultraflex (30µm)	Order No.	242014AA	242015AA
	Price group	DHP4/1	DHP4/1

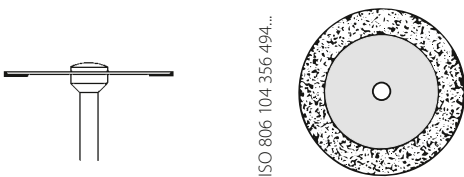



Fig. No.	913UX	913UX
ISO Ø 1/10 mm	190	220
Thickness (mm)	0.08	0.08

Ultraflex (30µm)	Order No.	242018AA	242019AA
	Price group	DHP4/1	DHP4/1



DIAMOND

DISCS



# Speedster

Metal Cutting

# Carbides

# Preparation



## DIATECH® Carbide instruments

DIATECH provides clinicians with a comprehensive line of high quality Operative & Surgical, Trimming & Finishing, Endo Access and Metal Cutting burs.

### DIATECH® Speedster

DIATECH Speedster carbide instruments have an advanced technology design for rapid reduction of all materials (amalgam, gold, porcelain, enamel, PFM) and reduce preparation and chair time.

The computer designed, concentric one piece solid carbide design provides a longer lasting, smoother cutting instrument. Advantages are less vibration and chatter which prevent damage to the tooth structure.

The extra long bur heads (Forms 379, 847, 856) have an especially long cutting section and were developed specifically for bulk reduction for crown & bridge preparation and intra-oral of titanium abutments.



**NO. PRODUCT NAME**

**SPEEDSTER**

S1	Round Cross Cut	55
S2	Inverted Cone Cross Cut	55
S3	Pear Cross Cut	55
S4	Cylinder Cross Cut	55
S5	Round End Cylinder Cross Cut	56
S6	Flat End Taper Cross Cut	56
S379	Egg Cross Cut	56
S847	Flat End Taper Cross Cut	56
S856	Round End Taper Long Cross Cut	56

**OPERATIVE BURS, 6-8 BLADED**

C1	Round	57
C2	Inverted Cone	57
C7	Pear	57
C7L	Pear Long	58
C21	Cylinder	58
C21L	Cylinder Long	58
C21R	Round End Cylinder	58
C23	Flat End Taper	58
C23L	Flat End Taper Long	59
C23R	Round End Taper	59
C23RL	Round End Taper Long	59
C31	Cylinder Cross Cut	59
C31L	Cylinder Long Cross Cut	59
C31R	Round End Cylinder Cross Cut	60
C33	Flat End Taper Cross Cut	60
C33L	Flat End Taper Long Cross Cut	60
C207	End Cutting Cylinder	60
C245	Pear	60

**TRIMMING AND FINISHING BURS, 12 BLADED**

C41	Round	61
C46	Flame	61
C50	Interproximal	61
C132	Side Cutting Taper	61
C133	Side Cutting Taper	61
C135	Side Cutting Taper	62
C246	Needle	62
C247	Grenade	62
C282K	Tapered Torpedo	62
C375R	Round End Taper	62
C378	Flat End Taper	63
C379	Egg	63

**FINE FINISHING BURS, 30 BLADED**

CF41	Round	64
CF135	Side Cutting Taper	64
CF246	Needle Long	64
CF375	Side Cutting Taper	64
CF379	Egg	64

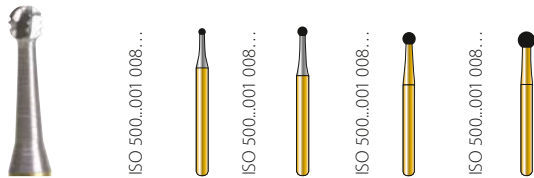
**FINE CROSS CUT BURS**

CC17	Pear Cross Cut	65
CX21R	Round End Cylinder Cross Cut	65
CX23R	Round End Taper Cross Cut	65
CC31L	Cylinder Long Cross Cut	65
CC31R	Cylinder Convex End Cross Cut	65
CC31RL	Cylinder Convex End Long Cross Cut	65
CC36R	Round End Cylinder Cross Cut	66
CC36RL	Round End Cylinder Long Cross Cut	66

**ENDO ACCESS BURS**

CE	Endo Access Taper	66
----	-------------------	----

### S1 Round Cross Cut

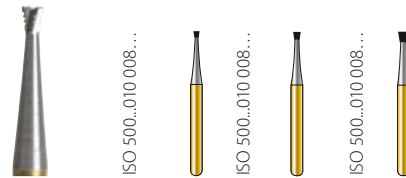


ISO Ø 1/10 mm	010	014	018*	023*
Head L in mm				
US No.	2G	4G	6G	8G

FG/ISO 314

5 pcs	Order No.	237000AA	237001AA	237002AA	237003AA
	Price group	C2/5	C2/5	C2/5	C2/5
10 pcs	Order No.	237100AA	237101AA	237102AA	237103AA
	Price group	C2/10	C2/10	C2/10	C2/10

### S2 Inverted Cone Cross Cut

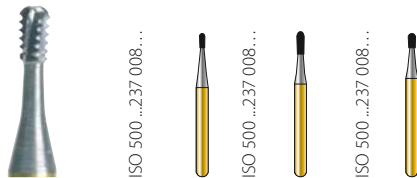


ISO Ø 1/10 mm	008	010	014
Head L in mm	1	1	1.4
US No.	34G	35G	37G

FG/ISO 314

5 pcs	Order No.	237004AA	237005AA	237006AA
	Price group	C2/5	C2/5	C2/5
10 pcs	Order No.	237104AA	237105AA	237106AA
	Price group	C2/10	C2/10	C2/10

### S3 Pear Cross Cut



ISO Ø 1/10 mm	008	008	010
Head L in mm	2	3	2
US No.	330G	245G	331G

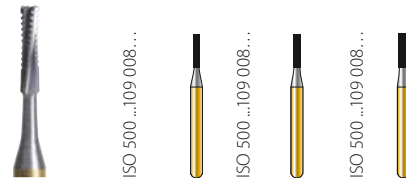
FG/ISO 314

5 pcs	Order No.	237007AA	237009AA	237008AA
	Price group	C2/5	C2/5	C2/5
10 pcs	Order No.	237107AA	237109AA	237108AA
	Price group	C2/10	C2/10	C2/10

FGSS/ISO 313

5 pcs	Order No.	237017AA	237018AA
	Price group	C2/5	C2/5

### S4 Cylinder Cross Cut



ISO Ø 1/10 mm	009	010	012
Head L in mm	4	4	4
US No.	556G	557G	558G

FG/ISO 314


5 pcs	Order No.	237010AA	237011AA	237012AA
	Price group	C2/5	C2/5	C2/5
10 pcs	Order No.	237110AA	237111AA	237112AA
	Price group	C2/10	C2/10	C2/10

FGSS/ISO 313

5 pcs	Order No.		237020AA	
	Price group		C2/5	

\* Two-piece design

### S5 Round End Cylinder Cross Cut



ISO Ø 1/10 mm	010	012
Head L in mm	4	4
US No.	1557G	1558G


FG/ISO 314

5 pcs	Order No.	237013AA	237014AA
	Price group	C2/5	C2/5
10 pcs	Order No.	237113AA	237114AA
	Price group	C2/10	C2/10

FGSS/ISO 313

5 pcs	Order No.	237021AA	237022AA
	Price group	C2/5	C2/5
10 pcs	Order No.		237122AA
	Price group		C2/10

### S6 Flat End Taper Cross Cut



ISO Ø 1/10 mm	012	016
Head L in mm	4	4
US No.	701G	702G

FG/ISO 314

5 pcs	Order No.	237015AA	237016AA
	Price group	C2/5	C2/5
10 pcs	Order No.	237115AA	237116AA
	Price group	C2/10	C2/10

### S379 Egg Cross Cut

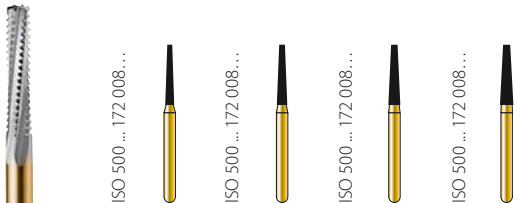


ISO Ø 1/10 mm	023*
Head L in mm	4
US No.	379

FG/ISO 314

5 pcs	Order No.	237023AA
	Price group	C3/5

### S847 Flat End Taper Cross Cut

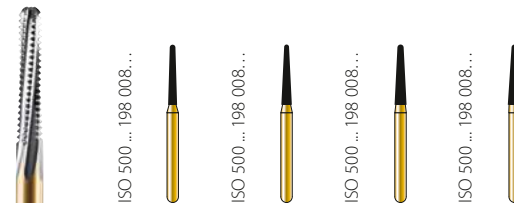


ISO Ø 1/10 mm	012	014	016	018
Head L in mm	8	8	8	8
US No.	847	847	847	847

FG/ISO 314

5 pcs	Order No.	237030AA	237031AA	237024AA	237025AA
	Price group	C3/5	C3/5	C3/5	C3/5

### S856 Round End Taper Long Cross Cut



ISO Ø 1/10 mm	012	014	016	018
Head L in mm	8	8	8	8
US No.	856	856	856	856

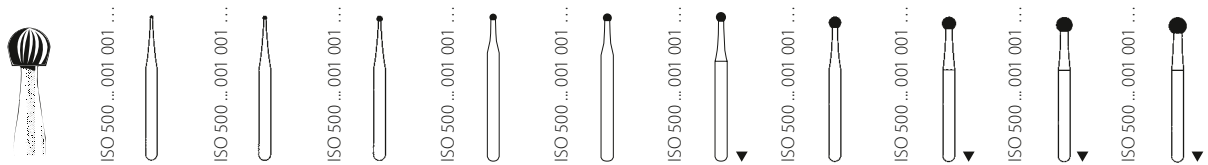
FG/ISO 314

5 pcs	Order No.	237028AA	237029AA	237026AA	237027AA
	Price group	C3/5	C3/5	C3/5	C3/5

\* Two-piece design

## Operative burs, 6–8 Bladed

### C1 Round



ISO Ø 1/10 mm	005	006	008	010	012	014	016	018	021	023
Head L in mm										
US No.	1/4	1/2	1	2	3	4	5	6	7	8

FG/ISO 314

5 pcs	Order No.	235000AA	235001AA	235002AA	235003AA	235004AA	235005AA	235006AA	235007AA	235008AA	235009AA
	Price group	C1/5	C1/5	C1/5	C1/5	C1/5	C1/5	C1/5	C1/5	C1/5	C1/5
10 pcs	Order No.		235501AA			235504AA					
	Price group		C1/10			C1/10					

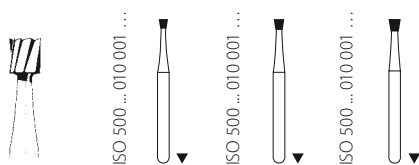
RA/ISO 204

5 pcs	Order No.		235148AA	235149AA	235150AA	235151AA	235152AA	235153AA	235154AA	235179AA	235155AA
	Price group		CS1/5	CS1/5	CS1/5	CS1/5	CS1/5	CS1/5	CS1/5	CS1/5	CS1/5
10 pcs	Order No.		235648AA		235650AA	235651AA	235652AA	235653AA	235654AA	235679AA	235655AA
	Price group		CS1/10		CS1/10	CS1/10	CS1/10	CS1/10	CS1/10	CS1/10	CS1/10

FGXL/316

1 pcs	Order No.		235144AA		235145AA						
	Price group		CS2/1		CS2/1						

### C2 Inverted Cone



ISO Ø 1/10 mm	012	014	016
Head L in mm	1.4	1.4	1.8
US No.	36	37	38

FG/ISO 314

5 pcs	Order No.	235016AA	235017AA	235018AA
	Price group	C1/5	C1/5	C1/5

### C7 Pear




ISO Ø 1/10 mm	006	008	010	012
Head L in mm	2	2	2	2
US No.	329	330	331	332

FG/ISO 314

5 pcs	Order No.	235101AA	235102AA	235103AA	235104AA
	Price group	C1/5	C1/5	C1/5	C1/5
10 pcs	Order No.		235602AA		
	Price group		C1/10		

### C7L Pear Long

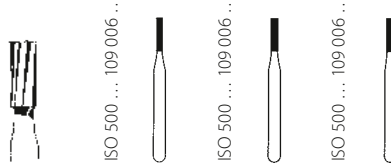


ISO Ø 1/10 mm	010
Head L in mm	4.5
US No.	331L

FG/ISO 314

5 pcs	Order No.	235105AA
	Price group	C1/5

### C21 Cylinder

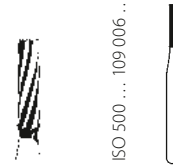


ISO Ø 1/10 mm	009	010	012
Head L in mm	4	4.4	4.5
US No.	56	57	58

FG/ISO 314

5 pcs	Order No.	235022AA	235023AA	235024AA
	Price group	C1/5	C1/5	C1/5
10 pcs	Order No.	235522AA	235523AA	
	Price group	C1/10	C1/10	

### C21L Cylinder Long

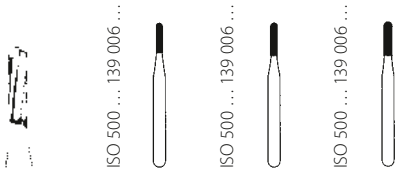


ISO Ø 1/10 mm	010
Head L in mm	5
US No.	57L

FG/ISO 314

5 pcs	Order No.	235027AA
	Price group	C1/5

### C21R Round End Cylinder

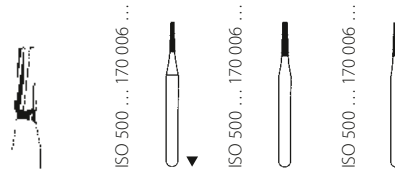


ISO Ø 1/10 mm	009	010	012
Head L in mm	4	4.4	4.5
US No.	1156	1157	1158

FG/ISO 314

5 pcs	Order No.	235028AA	235029AA	235030AA
	Price group	C1/5	C1/5	C1/5
10 pcs	Order No.		235529AA	
	Price group		C1/10	

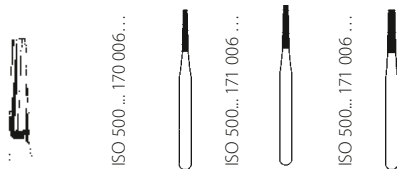
### C23 Flat End Taper



ISO Ø 1/10 mm	008	010	012
Head L in mm	4	4.5	4.5
US No.	168	170	171

FG/ISO 314


5 pcs	Order No.	235031AA	235033AA	235034AA
	Price group	C1/5	C1/5	C1/5

**C23L Flat End Taper Long**

ISO Ø 1/10 mm	009	010	012
Head L in mm	5.5	5.7	5.7
US No.	169L	170L	171L

FG/ISO 314


5 pcs	Order No.	235036AA	235037AA	235038AA
	Price group	C1/5	C1/5	C1/5

**C23R Round End Taper**

ISO Ø 1/10 mm	010	012	016
Head L in mm	4.5	4.5	4.5
US No.	1170	1171	1172

FG/ISO 314

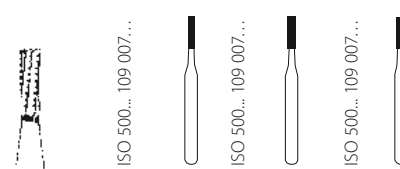
5 pcs	Order No.	235040AA	235041AA	235042AA
	Price group	C1/5	C1/5	C1/5

**C23RL Round End Taper Long**

ISO Ø 1/10 mm	010	012
Head L in mm	5.8	5.8
US No.	1170L	1171L

FG/ISO 314

5 pcs	Order No.	235044AA	235045AA
	Price group	C1/5	C1/5

**C31 Cylinder Cross Cut**

ISO Ø 1/10 mm	009	010	012
Head L in mm	4	4.5	4.5
US No.	556	557	558

FG/ISO 314

5 pcs	Order No.	235059AA	235060AA
	Price group	C1/5	C1/5

RA/ISO 204

5 pcs	Order No.	235166AA	235167AA	235168AA
	Price group	CS1/5	CS1/5	CS1/5

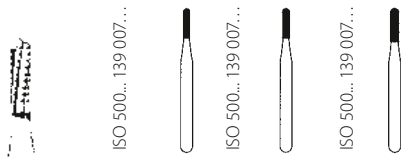
**C31L Cylinder Long Cross Cut**

ISO Ø 1/10 mm	009
Head L in mm	5.5
US No.	556L

FG/ISO 314

5 pcs	Order No.	235063AA
	Price group	C1/5

### C31R Round End Cylinder Cross Cut

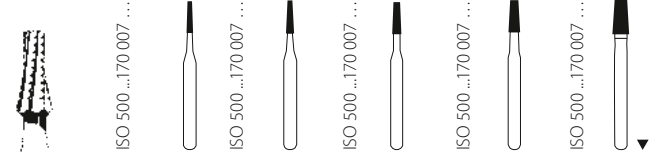


ISO Ø 1/10 mm	009	010	012
Head L in mm	4	4	4.5
US No.	1556	1557	1558

FG/ISO 314

5 pcs	Order No.	235066AA	235067AA	235068AA
	Price group	C1/5	C1/5	C1/5

### C33 Flat End Taper Cross Cut



ISO Ø 1/10 mm	009	010	012	016	021
Head L in mm	4	4	4.5	4.5	5
US No.	699	700	701	702	703

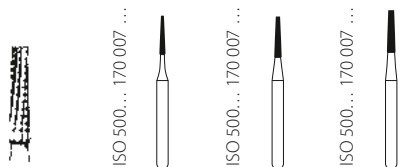
FG/ISO 314

5 pcs	Order No.	235069AA	235070AA	235071AA	235072AA	235073AA
	Price group	C1/5	C1/5	C1/5	C1/5	C1/5

RA/ISO 204

5 pcs	Order No.		235170AA		
	Price group		CS1/5		

### C33L Flat End Taper Long Cross Cut



ISO Ø 1/10 mm	009	010	012
Head L in mm	5.5	5.5	5.5
US No.	699L	700L	701L

FG/ISO 314

5 pcs	Order No.	235074AA	235075AA	235076AA
	Price group	C1/5	C1/5	C1/5

### C207 End Cutting Cylinder



ISO Ø 1/10 mm	010
Head L in mm	
US No.	957

FG/ISO 314

5 pcs	Order No.	235021AA
	Price group	C1/5

### C245 Pear



ISO Ø 1/10 mm	008
Head L in mm	3
US No.	245


FG/ISO 314

5 pcs	Order No.	235046AA
	Price group	C1/5



## Trimming and Finishing burs, 12 Bladed

### C41 Round




ISO Ø 1/10 mm	012	014	018	027
Head L in mm	F	F	F	F
US No.	7003	7004	7006	7009

FG/ISO 314

5 pcs	Order No.	235089AA	235090AA	235091AA	235093AA
	Price group	C4/5	C4/5	C4/5	C4/5

### C46 Flame



ISO Ø 1/10 mm	014	018	023
Head L in mm	3.5F	4F	4.5F
US No.	7104	7106	7108

FG/ISO 314

5 pcs	Order No.	235094AA	235095AA	235096AA
	Price group	C4/5	C4/5	C4/5

### C50 Interproximal




ISO Ø 1/10 mm	012
Head L in mm	4F
US No.	7103

FG/ISO 314

5 pcs	Order No.	235100AA
	Price group	C4/5

### C132 Side Cutting Taper




ISO Ø 1/10 mm	009
Head L in mm	3.5F
US No.	7114

FG/ISO 314

5 pcs	Order No.	235010AA
	Price group	C4/5

### C133 Side Cutting Taper




ISO Ø 1/10 mm	010
Head L in mm	5.5F
US No.	7214

FG/ISO 314

5 pcs	Order No.	235011AA
	Price group	C4/5
10 pcs	Order No.	235011AA
	Price group	C4/10

### C135 Side Cutting Taper




ISO 500...219 072...

ISO Ø 1/10 mm	014
Head L in mm	8.5F
US No.	7714

FG/ISO 314

5 pcs	Order No.	235012AA
	Price group	C4/5

### C246 Needle



ISO 500...247 072...

ISO 500...247 072...

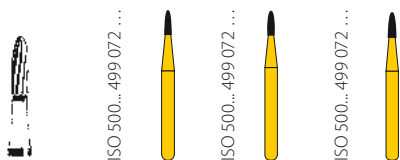
ISO 500...247 072...

ISO Ø 1/10 mm	009	010	012
Head L in mm	4F	4.5F	4.5F
US No.	7901	7902	7903

FG/ISO 314

5 pcs	Order No.	235047AA	235048AA	235049AA
	Price group	C4/5	C4/5	C4/5

### C247 Grenade



ISO 500...499 072 ...

ISO 500...499 072 ...


ISO 500...499 072 ...

ISO Ø 1/10 mm	009	010	012
Head L in mm	3.5F	3.5F	3.5F
US No.	7801	7802	7803

FG/ISO 314

5 pcs	Order No.	235050AA	235051AA	235052AA
	Price group	C4/5	C4/5	C4/5
10 pcs	Order No.	235550AA		
	Price group	C4/10		

### C282K Tapered Torpedo




ISO 500...298 072...

ISO Ø 1/10 mm	016
Head L in mm	8.5F
US No.	7283

FG/ISO 314

5 pcs	Order No.	235056AA
	Price group	C4/5

### C375R Round End Taper



ISO 500...197 072...


ISO 500...198 072...

ISO Ø 1/10 mm	010	016
Head L in mm	6.5F	8F
US No.	7642	7664

FG/ISO 314

5 pcs	Order No.	235078AA	235079AA
	Price group	C4/5	C4/5

### C378 Flat End Taper




ISO Ø 1/10 mm	014	016	018
Head L in mm	9.5F	9.5F	9F
US No.	7204	7205	7206

FG/ISO 314

5 pcs	Order No.	235082AA	235083AA	235084AA
	Price group	C4/5	C4/5	C4/5

### C379 Egg



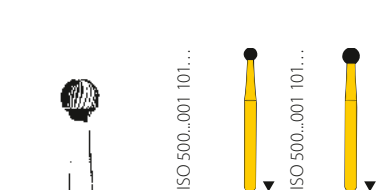
ISO Ø 1/10 mm	014	018	023
Head L in mm	3.5F	4F	4F
US No.	7404	7406	7408

FG/ISO 314

5 pcs	Order No.	235085AA	235086AA	235087AA
	Price group	C4/5	C4/5	C4/5
10 pcs	Order No.		235586AA	
	Price group		C4/10	

## Fine Finishing burs, 30 Bladed

### CF41 Round



ISO Ø 1/10 mm	018	023
Head L in mm	XF	XF
US No.	9006	9008

FG/ISO 314

5 pcs	Order No.	235137AA	235138AA
	Price group	C6/5	C6/5

### CF135 Side Cutting Taper




ISO Ø 1/10 mm	014
Head L in mm	8.5XF
US No.	9714

FG/ISO 314

5 pcs	Order No.	235126AA
	Price group	C6/5

### CF246 Needle Long

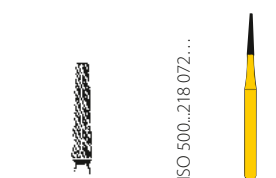


ISO Ø 1/10 mm	012	014
Head L in mm	5.5XF	5.5XF
US No.	9903	9904

FG/ISO 314

5 pcs	Order No.	235128AA	235129AA
	Price group	C6/5	C6/5

### CF375 Side Cutting Taper

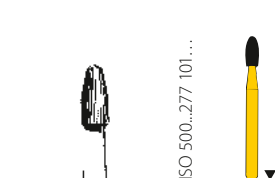


ISO Ø 1/10 mm	010
Head L in mm	5.5XF
US No.	9214

FG/ISO 314

5 pcs	Order No.	235133AA
	Price group	C6/5

### CF379 Egg



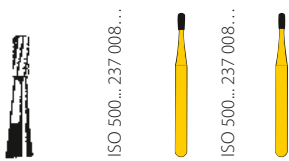
ISO Ø 1/10 mm	018
Head L in mm	4XF
US No.	9406

FG/ISO 314

5 pcs	Order No.	235135AA
	Price group	C6/5

## Fine Cross Cut burs

### CC17 Pear Cross Cut



ISO Ø 1/10 mm	010	012
Head L in mm	2	2
US No.	1931	1932

FG/ISO 314

5 pcs	Order No.	235109AA	235110AA
	Price group	C3/5	C3/5

### CX21R Round End Cylinder Cross Cut




ISO Ø 1/10 mm	010	012
Head L in mm	4.5	4.3
US No.	2157	2158

FG/ISO 314

5 pcs	Order No.	235140AA	235141AA
	Price group	C3/5	C3/5

### CX23R Round End Taper Cross Cut




ISO Ø 1/10 mm	010	012
Head L in mm	4.3	4.3
US No.	2170	2171

FG/ISO 314

5 pcs	Order No.	235142AA	235143AA
	Price group	C3/5	C3/5

### CC31L Cylinder Long Cross Cut



ISO Ø 1/10 mm	010	012
Head L in mm	4.5	4.5
US No.	2057	2058

FG/ISO 314

5 pcs	Order No.	235112AA	235113AA
	Price group	C3/5	C3/5

### CC31R Cylinder Convex End Cross Cut



ISO Ø 1/10 mm	008
Head L in mm	3.5
US No.	1945

FG/ISO 314

5 pcs	Order No.	235114AA
	Price group	C3/5

### CC31RL Cylinder Convex End Long Cross Cut

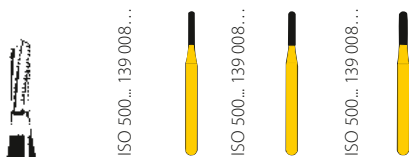


ISO Ø 1/10 mm	012
Head L in mm	4.5
US No.	1946

FG/ISO 314

5 pcs	Order No.	235115AA
	Price group	C3/5

### CC36R Round End Cylinder Cross Cut



ISO Ø 1/10 mm	009	010	012
Head L in mm	4.5	4.5	4.5
US No.	1956	1957	1958

FG/ISO 314

5 pcs	Order No.	235122AA	235123AA	235124AA
	Price group	C3/5	C3/5	C3/5

### CC36RL Round End Cylinder Long Cross Cut




ISO Ø 1/10 mm	012
Head L in mm	5.5
US No.	1958L

FG/ISO 314

5 pcs	Order No.	235125AA
	Price group	C3/5

## Endo Access

### CE Endo Access Taper



ISO Ø 1/10 mm	014	016	016
Head L in mm	8.8	10	11
US No.	152EZ	199Z	151Z

FG/ISO 314

5 pcs	Order No.	235177AA		
	Price group	C5/5		
1 pc	Order No.		235186AA	235187AA
	Price group		C5/1	C5/1





**CARBIDE  
INSTRUMENTS**

SwissFlex

Polishing

DIAStrip

Finishing



## SwissFlex™

The super thin DIATECH SwissFlex foil Discs and Strips are ideally suited for interproximal preparations and offer excellent access to the tooth surface. Since both sides of the discs are covered with abrasive particles, your work is more efficient. No time intensive changes are required. The specially developed mandrel offers two essential advantages: it is covered in order to prevent damage or discoloration on the tooth and provides higher efficiency since slippage is avoided. All four grit sizes are color coded according to the most commonly used diamond grit sizes.

SwissFlex Discs and Strips are easy to handle and used for contouring, finishing and polishing composite, amalgam, glass ionomer cement, semi-precious metal and precious metal.



## DIATECH Polishing instruments

The DIATECH portfolio offers a broad range of polishers for all kinds of applications and materials. It covers all individual preferences and techniques to achieve a high lustre finish with polishers for prepolishing, polishing and finishing of composites, ceramics, metal or acrylics.

DIATECH silicone diamond polishers are recommended to work on materials with a higher hardness, due to the diamond particles increasing their durability and abrasiveness. The softer silicone polishers are best suited to work on materials with a lower hardness, without reducing the structures which give a tooth its natural look.



## DIAStrip

DIATECH DIAStrips can be used for finishing and polishing of fillings in one step due to two working parts in different grit sizes and are autoclavable for multiple use. An optimal length and an ergonomic grip provide easy and safe handling and improve finger support while working. DIAStrips are used for finishing and polishing of fillings and crown borders in proximal contact areas.



PRODUCT NAME

Polishing system	INSTRUMENT TYPE				MATERIAL							FOR USE IN		
	Polishing Discs/Strips	Silicone polisher	Silicone/Diamond polisher	Brush	Composite	Ceramic	Zirconia	Metal	Precious metal alloys/Amalgam	Universal	Acrylic	Dental practice	Laboratory	
SwissFlex	■				■			■	■			■		71
DIAStrip	■				■	■						■		71
Comprepol Ultra Composhine Ultra		■			■							■		72
Comprepol Plus Composhine Plus			■		■							■		72
Diashine Compomant Plus			■		■							■		73
Brush				■	■	■						■		73
Cerapreshine Cerashine		■				■						■	■	74
Cerafin Plus Cerapreshine Plus Cerashine Plus			■			■		■				■	■	76
Zircogrind			■				■						■	78
Zircopol Plus Zircoshine Plus			■				■					■	■	79
Unipol Unishine		■								■		■	■	80
Prebrown Higreen		■							■			■	■	81
Steelmaster		■						■					■	83
Acryprepol Acrypol Acryshine		■									■		■	83

### SwissFlex Discs



p. 105: 250095AA SwissFlex Kit  
p. 115: 250097AA SwissFlex Trial Kit



Abrasive Surface		Upper side		Both sides		Both sides		Both sides	
Grit size		Coarse (70 µm)		Medium (50 µm)		Fine (30 µm)		Ultra-fine (5 µm)	
ISO Ø 1/10 mm		090	130	090	130	090	130	090	130
Head shape		704UM	703UM	706UM	705UM	708UM	707UM	710UM	709UM
80 pcs	Order No.	232020AA	232019AA	232022AA	232021AA	232024AA	232023AA	232026AA	232025AA
	Price group	PSF1	PSF1	PSF1	PSF1	PSF1	PSF1	PSF1	PSF1

**Recommended speed range:**  
10'000 – 16'000 r.p.m.



For contouring, finishing and high gloss polishing of composite, amalgam, glass ionomer cement, semi-precious metal and precious metal. Highly recommended for anterior restorations with COMPONEER.

### SwissFlex Strips

Pack size	80 pcs
Price group	PSF2



Polisher type	700UM	
Order No.	232016AA	
Grit size	Coarse (70µm)	Medium (50µm)



Polisher type	701UM	
Order No.	232017AA	
Grit size	Fine (30µm)	Ultra-fine (5µm)

### SwissFlex Mandrel



Mandrel type	702RA
Length in mm	26
Order No. components / Grit size	232018AA
Content	3

### DIAStrip



Polisher type	600UM	
Grit size	Fine (40µm)	Ultra-fine (15µm)
5 pcs	Order No.	232014AA
10 pcs	Order No.	232015AA

## Composite, Compomere



p. 106: 250014AA DIATECH Composite Polishing Kit  
p. 115: 230401AA Trialpack Composite Ultra RA

### Step ① Comprepul Ultra



ISO Ø 1/10 mm	030	050	060	100
Head L in mm	7.5	10	7.5	2.5
Polisher type	2101RA	2103RA	2111RA	2127RA

RA/ISO 204

50 pcs	Order No.	230055AA	230059AA	230063AA	230069AA
	Price group	P2/10	P2/10	P2/10	P2/10
50 pcs	Order No.		230060AA	230064AA	
	Price group		P2/50	P2/50	

For prepolishing of all types of composites and compomers. The silicone bonding allows adaptation to surface structures.

**Recommended speed range:** 5'000 – 10'000 r.p.m.

**Utilisation:** Exert minimal, constant pressure. Use only wet.



Recommended for composite materials with lower final hardness. E.g. SYNERGY D6 CONNECT, SYNERGY D6 FLOW, Cool Temp NATURAL, PARACORE

### Step ② Composhine Ultra



ISO Ø 1/10 mm	030	050	060	100
Head L in mm	7.5	10	7.5	2.5
Polisher type	2201RA	2203RA	2211RA	2227RA

RA/ISO 204

50 pcs	Order No.	230072AA	230076AA	230080AA	230086AA
	Price group	P2/10	P2/10	P2/10	P2/10
50 pcs	Order No.		230077AA	230081AA	
	Price group		P2/50	P2/50	

For polishing of all types of composites and compomers. The silicone bonding allows adaptation to surface structures.

**Recommended speed range:** 5'000 – 10'000 r.p.m.

**Utilisation:** Exert minimal, constant pressure. Use only wet.



p. 107: 250092AA DIATECH Composite Polishing Plus Kit  
p. 116: 230407AA Trialpack Composite Plus RA

### Step ① Comprepul Plus



ISO Ø 1/10 mm	030	040	060	100
Head L in mm	7.5	10	7.5	2.5
Polisher type	2301RA	2303RA	2311RA	2327RA

RA/ISO 204

10 pcs	Order No.	230291AA	230293AA	230295AA	230297AA
	Price group	P5/5	P5/5	P5/5	P5/5
10 pcs	Order No.		230294AA	230296AA	
	Price group		P5/10	P5/10	

Diamond polisher for smoothing and prepolishing of composites and compomers. High abrasion of the prepulisher.

**Recommended speed range:** 3'000 – 8'000 r.p.m.

**Utilisation:** Exert minimal, constant pressure. Use only wet.



Recommended for composite materials with higher final hardness. E.g. COMPONEER, SYNERGY D6, MIRIS2



### Step ② Composhine Plus



ISO Ø 1/10 mm	030	040	060	100
Head L in mm	7.5	10	7.5	2.5
Polisher type	2401RA	2403RA	2411RA	2427RA

RA/ISO 204

50 pcs	Order No.	230299AA	230301AA	230303AA	230305AA
	Price group	P5/5	P5/5	P5/5	P5/5
50 pcs	Order No.		230302AA	230304AA	
	Price group		P5/10	P5/10	

Diamond polisher for high lustre polishing of composites. Fastest mirror finishing result.

**Recommended speed range:** 3'000 – 8'000 r.p.m.

**Utilisation:** Exert minimal, constant pressure. Use only wet.



## Diashine Compomant Plus



ISO Ø 1/10 mm	030	040	060	100
Head L in mm	7.5	10	7.5	2.5
Polisher type	9101RA	9103RA	9111RA	9121RA

RA/ISO 204

5 pcs	Order No.	230264AA	230265AA	230267AA	230271AA
	Price group	P5/5	P5/5	P5/5	P5/5
10 pcs	Order No.	230415AA	230416AA		
	Price group	P5/10	P5/10		

One-step high performance diamond polisher for prepolishing and high lustre polishing of all composites. Due to the exclusive diamond grit, a pressure dependent removal can be achieved.

### Recommended speed range:

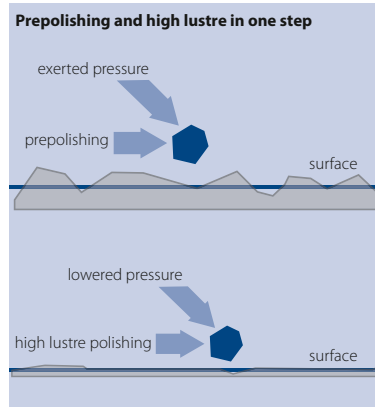
3'000 – 8'000 r.p.m.

### Utilisation:

With an exerted pressure the surface can be smoothed. By lowering the pressure you achieve the high lustre result. Use only wet.

**KIT**

p. 108: 250093AA Composite 1step Polishing Kit  
p. 116: 230408AA Trialpack Diashine Compomant Plus RA



Recommended for all Coltène composite materials

## Brush



ISO Ø 1/10 mm	060	040	040
Head L in mm	5.5	6.5	6.5
Polisher type	7001RA	7002RA	7003RA

RA/ISO 204

5 pcs	Order No.	232002AA	232004AA	232006AA
	Price group	P4/5	P4/5	P4/5
10 pcs	Order No.	232001AA	232003AA	232005AA
	Price group	P4/10	P4/10	P4/10

Brushes with silicon carbide powder for polishing on restorations.

### Recommended speed range:

5'000 r.p.m.

### Utilisation:


Exert minimal, constant pressure when polishing – without paste.

**KIT**

p. 109: 250047AA DIATECH Universal Polishing Kit  
p. 116: 232027AA Trialpack Brush RA

## Ceramic

### Step ① Cerapreshine



ISO Ø 1/10 mm	050	070	220	220
Head L in mm	10	10	4	3
Polisher type	3201RA	3211RA	3236UM	3237UM

RA/ISO 204

10 pcs	Order No.	230114AA	230122AA	
	Price group	P2/10	P2/10	

UM/ISO 900

10 pcs	Order No.		230134AA	230136AA
	Price group		P1/10	P1/10

**Recommended speed range:**

5'000 – 10'000 r.p.m.

**Utilisation:**

Exert minimal, constant pressure when polishing. Use wet when polishing intraorally.

For polishing ceramic. The silicone bonding allows adaptation to surface structures.

### Step ② Cerashine



ISO Ø 1/10 mm	050	070	220	220
Head L in mm	10	10	4	3
	3301RA	3311RA	3336UM	3337UM

RA/ISO 204

10 pcs	Order No.	230139AA	230147AA	
	Price group	P2/10	P2/10	

UM/ISO 900

10 pcs	Order No.		230159AA	230161AA
	Price group		P1/10	P1/10

**Recommended speed range:**

5'000 – 10'000 r.p.m.

**Utilisation:**

Exert minimal, constant pressure when polishing. Use wet when polishing intraorally.

For high lustre polishing of ceramic. The silicone bonding allows adaptation to surface structures.





POLISH

## Ceramic, Metal

### Step ① Cerafin Plus



p. 116: 230409AA Trialpack Cerafin Plus RA

ISO Ø 1/10 mm	040	060	110	260
Head L in mm	10/13	7.5	2	2
Polisher type	9303RA/ 9303HP	9311RA	9331RA/ 9331HP	9338HP

RA/ISO 204

5 pcs	Order No.	230317AA	230319AA	230325AA	
	Price group	P5/5	P5/5	P5/5	
10 pcs	Order No.	230318AA			
	Price group	P5/10			

HP/ISO 104

5 pcs	Order No.	230315AA		230323AA	
	Price group	P6/5		P6/5	
1 pcs	Order No.				230329AA
	Price group				P7/1

High quality diamond polisher for removing an shaping of ceramic and metal.

**Recommended speed range:**

7'000 – 10'000 r.p.m.  
9338/9438/9538HP: 5'000 – 7'000 r.p.m.

**Utilisation:**

Exert minimal, constant pressur. Use wet when polishing intraorally.

### Step ② Cerapreshine Plus



p. 117: 230410AA Trialpack Cerapreshine Plus RA

ISO Ø 1/10 mm	030	040	060	110	260
Head L in mm	7.5	10/13	7.5	2	2
Polisher type	9401RA	9403RA/ 9403HP	9411RA	9431RA/ 9431HP	9438HP

RA/ISO 204

5 pcs	Order No.	230331AA	230335AA	230337AA	230343AA
	Price group	P5/5	P5/5	P5/5	P5/5

HP/ISO 104

5 pcs	Order No.		230333AA		230341AA
	Price group		P6/5		P6/5
1 pcs	Order No.				230347AA
	Price group				P7/1

High quality diamond polisher for the prepolishing of ceramic and metal.

**Recommended speed range:**

7'000 – 10'000 r.p.m.  
9338/9438/9538HP: 5'000 – 7'000 r.p.m.

**Utilisation:**

Exert minimal, constant pressur. Use wet when polishing intraorally.



**Step ③ Cerashine Plus**



p. 117: 230411AA Trialpack Cerashine Plus RA

ISO Ø 1/10 mm	030	040	060	110	260
Head L in mm	7.5	10	7.5	2	2
Polisher type	<b>9501RA</b>	<b>9503RA</b>	<b>9511RA</b>	<b>9531RA/ 9531HP</b>	<b>9538HP</b>

RA/ISO 204

<b>5 pcs</b>	Order No.	230349AA	230353AA	230355AA	230361AA
	Price group	P5/5	P5/5	P5/5	P5/5
<b>10 pcs</b>	Order No.		230354AA		
	Price group		P5/10		

HP/ISO 104

<b>5 pcs</b>	Order No.			230359AA	
	Price group			P6/5	
<b>1 pcs</b>	Order No.				230365AA
	Price group				P7/1

High quality diamond polisher for the high lustre polishing of ceramic and metal. A high shine polish is achieved even without glazing.

**Recommended speed range:**

7'000 – 10'000 r.p.m.

9338/9438/9538HP: 5'000 – 7'000 r.p.m.

**Utilisation:**

Exert minimal, constant pressur. Use wet when polishing intraorally.

## CAD/CAM Restoration



### Zircogrind



ISO Ø 1/10 mm	040	050	150
Head L in mm	10	13	3
Polisher type	9640HP	9670HP	9636HP

HP/ISO 104

5 pcs	Order No.	230373AA	230375AA	230371AA
	Price group	P6/5	P6/5	P6/5

**Recommended speed range:**

8'000 – 12'000 r.p.m.

**Utilisation:**

Minimal pressure necessary.

High performance, synthetically bound diamond abrasive grinders for oxide ceramic. Zircogrind guarantees extremely high removal capability with minimized heat development, thus greatly protecting the material during use and reducing the danger of microcrack formation. Due to the low heat development water cooling is not necessary.



### Step ① Zircopol Plus



ISO Ø 1/10 mm	040	060	110	260
Head L in mm	10/13	7.5	2	2
Polisher type	9703RA/ 9703HP	9711RA	9731HP	9738HP

RA/ISO 204

5 pcs	Order No.	230379AA	230381AA	
	Price group	P5/5	P5/5	

HP/ISO 104

5 pcs	Order No.	230377AA	230383AA	
	Price group	P6/5	P6/5	
1 pcs	Order No.			230387AA
	Price group			P7/1

High performance diamond polishers for prepolishing ceramic, oxide ceramic (CAD/CAM restorations) and full contour zirconia restorations. Increased efficiency due to a high diamond concentration..

**Recommended speed range:**

7'000 – 10'000 r.p.m.  
9738HP/9838HP: 5'000 – 7'000 r.p.m.

**Utilisation:**

Exert minimal, constant pressur. Use wet when polishing intraorally.

### Step ② Zircoshine Plus



ISO Ø 1/10 mm	040	060	110	260
Head L in mm	10/13	7.5	2	2
Polisher type	9803RA/ 9803HP	9811RA	9831HP	9838HP

RA/ISO 204

5 pcs	Order No.	230391AA	230393AA	
	Price group	P5/5	P5/5	

HP/ISO 104

5 pcs	Order No.	230389AA	230395AA	
	Price group	P6/5	P6/5	
1 pcs	Order No.			230399AA
	Price group			P7/1

High performance diamond polishers for high lustre polishing ceramic, oxide ceramic (CAD/CAM restorations) and full contour zirconia restorations. Increased efficiency due to a high diamond concentration. No glazing necessary..

**Recommended speed range:**

7'000 – 10'000 r.p.m.  
9738HP/9838HP: 5'000 – 7'000 r.p.m.

**Utilisation:**

Exert minimal, constant pressur. Use wet when polishing intraorally.

## Universal

### Step ① Unipol



ISO Ø 1/10 mm	110	070	220	220
Head L in mm	6	20	3	4
Polisher type	4116UM	4171UM	4137UM	4138UM

UM/ISO 900

10 pcs	Order No.	230180AA	60019535	230196AA	60019534
	Price group	P1/10	P1/10	P1/10	P1/10

For prepolishing various materials (precious and non-precious metals, acrylics, porcelain etc.). The silicone bonding allows adaptation to surface structures.

**Recommended speed range:**

5'000 – 10'000 r.p.m.

**Utilisation:**

Exert minimal, constant pressure when polishing. Use wet when polishing intraorally.

### Step ② Unishine



ISO Ø 1/10 mm	055	070	090
Head L in mm	15	10	8.5
Polisher type	4203RA/ 4203HP	4211RA	4216RA

RA/ISO 204

10 pcs	Order No.	230203AA	230211AA	230215AA
	Price group	P2/10	P2/10	P2/10

HP/ISO 104

10 pcs	Order No.	230205AA		
	Price group	P3/10		

For creating a high lustre on various materials (precious and non-precious metals, acrylics, porcelain etc.). The silicone bonding allows adaptation to surface structures.



p. 116: 230403AA Trialpack Universal RA

**Recommended speed range:**

5'000 – 10'000 r.p.m.

**Utilisation:**

Exert minimal, constant pressure when polishing. Use wet when polishing intraorally.

## Precious metal alloy, Amalgam

### Step ① Prebrown



ISO Ø 1/10 mm	040	045	050	060	220
Head L in mm	7.5	10	16	9.5	3
Polisher type	1101RA	1103RA	1104HP	1111RA	1137UM

RA/ISO 204

10 pcs	Order No.	230001AA	230005AA		230013AA	
	Price group	P2/10	P2/10		P2/10	
50 pcs	Order No.		230006AA		230014AA	
	Price group		P2/50		P2/50	

HP/ISO 104

10 pcs	Order No.			230011AA		
	Price group			P3/10		

UM/ISO 900

10 pcs	Order No.					230025AA
	Price group					P1/10

For prepolishing precious metal alloys and amalgam optimally. For smooth surface with a matt finish.

#### Recommended speed range:

5'000 – 10'000 r.p.m.

#### Utilisation:

Exert minimal, constant pressure when polishing. Use wet when polishing intraorally.

**Step ② Higreen**



ISO Ø 1/10 mm	040	045	050	060	220
Head L in mm	7.5	10	16	9.5	3
Polisher type	1201RA	1203RA	1204HP	1211RA	1237UM

RA/ISO 204

10 pcs	Order No.	230028AA	230032AA		230040AA	
	Price group	P2/10	P2/10		P2/10	
50 pcs	Order No.				230041AA	
	Price group				P2/50	

HP/ISO 104

10 pcs	Order No.			230038AA		
	Price group			P3/10		

UM/ISO 900

10 pcs	Order No.					230052AA
	Price group					P1/10

For creating a high lustre on precious metal alloys and amalgam. For smooth surface with a high lustre finish.

**Recommended speed range:**

5'000 – 10'000 r.p.m.

**Utilisation:**

Exert minimal, constant pressure when polishing. Use wet when polishing intraorally.

## Hard alloy

### Steelmaster



ISO Ø 1/10 mm	220	220	060
Head L in mm	3	4	22
Polisher type	<b>8137UM</b>	<b>8138UM</b>	<b>8171UM</b>

UM/ISO 900

50 pcs	Order No.	232010AA	232011AA	232012AA
	Price group	P1/50	P1/50	P1/50

For trimming and polishing of hard alloy (palladium, chrome cobalt and nickel chrom alloys).

**Recommended speed range:**

5'000 – 10'000 r.p.m.

**Utilisation:**

Exert minimal, constant pressure when polishing.

## Acrylic

### Acryprepol, Acrypol, Acryshine



ISO Ø 1/10 mm	100	150	100	150	100
Head L in mm	24	17	24	17	24
Polisher type	<b>6150HP</b>	<b>6160HP</b>	<b>6250HP</b>	<b>6260HP</b>	<b>6350HP</b>

HP/ISO 104

5 pcs	Order No.	230247AA	230249AA	230253AA	230255AA	230259AA
	Price group	P3/5	P3/5	P3/5	P3/5	P3/5

For finishing and polishing acrylic or metal full and partial dentures as well as orthodontic appliances.

**Recommended speed range:**

5'000 – 7'000 r.p.m.

**Utilisation:**

Exert minimal, constant pressure when polishing.



p. 117: 230403AA Trialpack Acrylic HP

Use the three types of acrylic polisher as follows:

- Type 1 (coarse grit):** Acryprepol > correcting
- Type 2 (medium grit):** Acrypol > polishing
- Type 3 (fine grit):** Acryshine > high lustre polishing

Preparation


Separation

Polishing



## Inlay & Crown preparation Kit

Everything depends on the geometry of the preparation being correct. Make use of this ingenious selection of diamond instruments to perfect your inlay, onlay and crown preparations systematically and with the correct geometry. The outcome: Minimal loss of tooth structure and optimum retention. The best preconditions for producing long lasting restorations, for your patients' benefit.



## COMPONEER Preparation and Finishing Kit

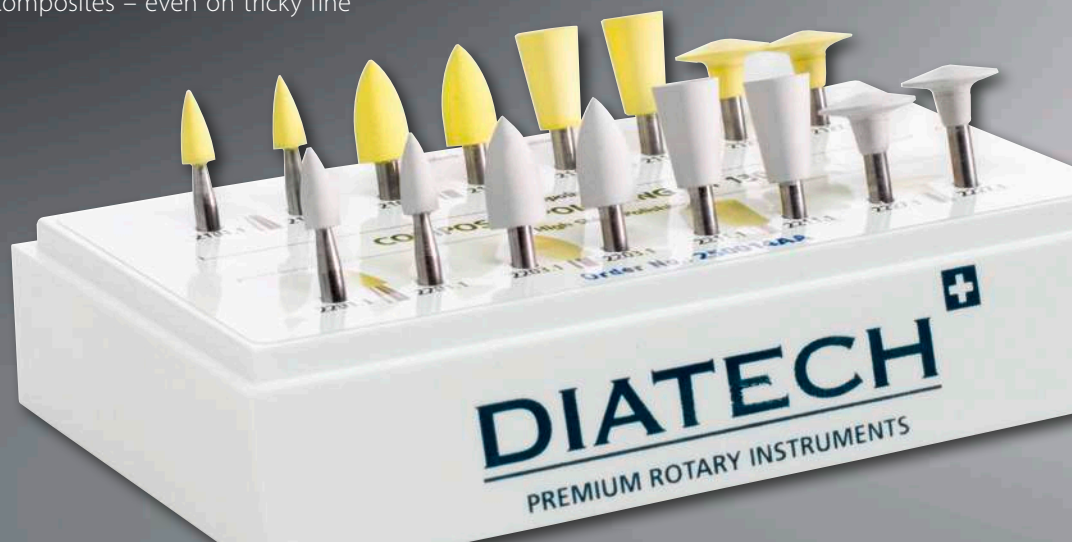
**Prep, Finish, Polish!**

This unique compilation of diamond burs and polishers allows you to work on COMPONEER or composites with only one kit. The selected, coarse, blue-coded diamonds are ideally suited for prep-work, the finer red and white coded diamonds for finishing and contouring. The specially designed finest diamond (orange) and the polishers improve the quality of margins and surface gloss. The length and design of the instruments enables cervical work at an optimal angle.



## DIATECH Composite Polishing Kit

Smooth surfaces offer the best protection against plaque accumulation and discoloration. This is especially important for composite materials. DIATECH silicone polishers create a smooth, shiny surface on composites – even on tricky fine hybrid composites.



**NO.      PRODUCT NAME**

## PREPARATION KITS

250009AA	DIATECH All-Round «Ratio» Kit	87
250006AA	DIATECH Inlay & Crown Preparation Kit	88
60013844	COMPONEER Preparation and Finishing Kit	89
250059AA	Composite Preparation and Finishing Kit	90
250073AA	Professional Micro Kit	91
250060AA	Crown & Bridge Kit	92
250062AA	Endo Preparation Kit	93
250057AA	Indirect Posterior Restoration Kit	94
250056AA	Direct Posterior Restoration Kit	95
252000AA	Inlay/Onlay Preparation Kit	96
252001AA	Porcelain Veneer Kit	97
250080AA	CAD/CAM Preparation Kit	98
252002AA	Crown and Bridge Preparation Kit	99

## SEPARATION KITS

250013AA	DIATECH «Paro» Periodontology Kit	100
250012AA	DIATECH Crown & Bridge Separation Kit	101
250011AA	DIATECH Amalgam Removal Kit	102

## FINISHING KITS

250007AA	DIATECH Universal Shaping and Finishing Kit	103
252003AA	Esthetic Finishing Kit	104

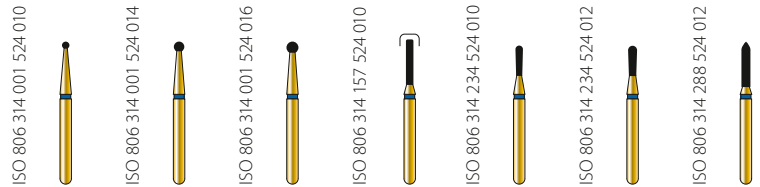
## POLISHING KITS

250095AA	SwissFlex Kit	105
250014AA	DIATECH Composite Polishing Kit	106
250092AA	Composite Polishing Plus Kit	107
250093AA	Composite 1step Polishing Kit	108
250047AA	DIATECH Universal Polishing Kit	109


## Preparation Kits

### 250009AA DIATECH All-Round «Ratio» Kit

selected by Dr. N. Hartmann



Head shape	801	801	801	836R	830L	830L	877
ISO Ø 1/10 mm	010	014	016	010	010	012	012
Head L in mm				6	4	4	6
Order No. components/ Grit size	200079AA	200083AA	200086AA	200239AA	200174AA	200177AA	200592AA
Content	1	1	1	1	1	1	1

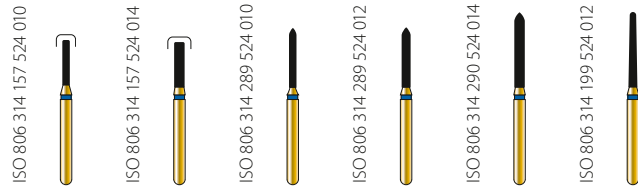


Head shape	878	879	846	859	859	850L	863	368	859	368	368
ISO Ø 1/10 mm	012	014	018	010	014	016	012	023	010	016	023
Head L in mm	8	10	7	10	10	12	10	5	10	3.5	5
Order No. components/ Grit size	200617AA	200653AA	200311AA	200503AA	200509AA	200387AA	200560AA	200015AA	200505AA	200007AA	200018AA
Content	1	1	1	1	1	1	1	1	1	1	1

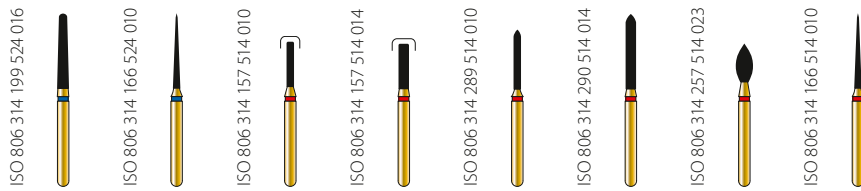
The non plus ultra all-round kit in the DIATECH range. If you have never worked with DIATECH Multilayer Diamonds, take a close look at their impressive durability, high efficiency and quality. Should you already be an enthusiastic user of DIATECH Multilayer diamonds, the "Ratio" Kit provides you with 18 selected Multilayer FG diamonds with the well known high DIATECH quality.

Contains: 18 FG Multilayer Diamonds

**250006AA DIATECH Inlay & Crown Preparation Kit**



Head shape	836R	836R	878	878	879	850
ISO Ø 1/10 mm	010	014	010	012	014	012
Head L in mm	6	6	8	8	10	10
Order No. components/ Grit size	200239AA	200243AA	200615AA	200617AA	200653AA	200372AA
Content	1	1	1	1	1	1




Head shape	850	859	836R	836R	878	879	368	859
ISO Ø 1/10 mm	016	010	010	014	010	014	023	010
Head L in mm	10	10	6	6	8	10	5	10
Order No. components/ Grit size	200375AA	200503AA	200238AA	200242AA	200614AA	200652AA	200014AA	200502AA
Content	1	1	1	1	1	1	1	1

Everything depends on the geometry of the preparation being correct. Make use of this ingenious selection of 8 Multilayer FG preparation diamonds and 6 Multilayer FG finishing diamonds to perfect your inlay-, onlay- and crown preparations systematically and with the correct geometry. The outcome: Minimal loss of tooth structure and optimum retention. The best preconditions for producing long lasting restorations, for your patients' benefit.

Contains: 14 FG Multilayer Diamonds

**60013844 COMPONEER Preparation and Finishing Kit**

by Dr. Mario Besek



Head shape	898	368	368	864	801	863	860
ISO Ø 1/10 mm	016	023	023	014	023	012	012
Head L in mm	11	5	5	12		10	10
Order No. components/ Grit size	200736AA	200015AA	200014AA	200572AA	200095AA	200561AA	60013866
Content	1	1	1	1	1	1	1



Head shape	2311RA	2303RA	2411RA	2403RA	7003RA
ISO Ø 1/10 mm	060	040	060	040	040
Head L in mm	7.5	10	7.5	10	6.5
Order No. components/ Grit size	230295AA	230293AA	230303AA	230301AA	232006AA
Content	1	1	1	1	1

**Prep, Finish, Polish!**

The selected, coarse, blue-coded diamonds are ideally suited for prep-work, the finer red and white coded diamonds for finishing and contouring. The specially designed finest diamond (orange) and the polishers improve the quality of margins and surface gloss. The length and design of the instruments enables cervical work at an optimal angle.

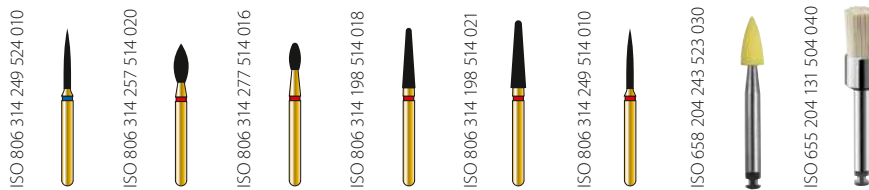
Contains: 4 FG Multilayer Diamonds, 4 Silicone Polishers, 1 Polishing Brush

## 250059AA Composite Preparation and Finishing Kit

selected by Dr. D. Dietschi



Head shape	801	801	801	856	856	835
ISO Ø 1/10 mm	010	016	023	016	021	010
Head L in mm				7	9	4
Order No. components/ Grit size	200079AA	200086AA	200096AA	200435AA	200453AA	200203AA
Content	1	1	1	1	1	1




Head shape	862	368	379	856	856	862	2101RA	7002RA
ISO Ø 1/10 mm	010	020	016	018	021	010	030	040
Head L in mm	8	5	3.5	8	9	8	7	6.5
Order No. components/ Grit size	200540AA	200010AA	200029AA	200446AA	200452AA	200539AA	230055AA	232004AA
Content	1	1	1	1	1	1	2	1

This kit comprises 12 MULTILAYER FG Diamonds in 2 different grit sizes, 2 Silicone-Polishers and 1 BRUSH polishing brush for contra-angles. The diamond coated Cutting surface of these instruments is pointed at an angle of approximately 95°. The range of applications of these diamonds covers trimming, contouring and finishing the occlusal surfaces of composite restorations and finishing porcelain inlays and onlays chairside. The polisher as well as the BRUSH polishing brushes provide the surface with a tooth-like enamel gloss.


Contains: 12 FG-Multilayer Diamonds, 2 Silicone Polishers, 1 Polishing Brush

## 60019803 Aesthetic Dentistry Kit

by Dr. Monik Vasant



Head shape	801	830L	836	859	856	856	801
ISO Ø 1/10 mm	018	010	018	010	025	021	023
Head L in mm		4	6	10	7	9	
Order No. components/ Grit size	200089AA	200174AA	200231AA	200503AA	200456AA	200453AA	200095AA
Content	1	1	1	1	1	1	1



Head shape	856L	864	379	889M	379	863	864	2303RA	2403RA	7001RA
ISO Ø 1/10 mm	018	014	023	007	023	012	014	040	040	060
Head L in mm	11	12	5	2.4	5	10	12	10	10	5.5
Order No. components/ Grit size	200469AA	200572AA	200037AA	200977AA	200040AA	200561AA	60013776	230293AA	230301AA	232002AA
Content	1	1	1	1	1	1	1	1	1	1

This bur kit is designed to cater for all aspects of restorative aesthetic dentistry from routine restorations, crown, bridge and veneer preparation to micro preparations for minimally invasive procedures and composite finishing.

Contains: 14 Multilayer Diamonds, 2 Silicone Polishers, 1 Polishing Brush

**250073AA Professional Micro Kit**

selected by Prof. Dr. I. Krejci



ISO 806 314 262 514 007



ISO 806 314 578 514 007



ISO 806 314 001 514 009



ISO 500 204 001 001 006



Head shape	889M	838M	801M	C1
ISO Ø 1/10 mm	007	007	009	006
Head L in mm	2.4	2.4	0.6	
Order No. components/ Grit size, Blades	200977AA	200976AA	200975AA	235148AA/6-8
Content	1	1	1	1

This kit has been specially developed for minimally invasive dentistry, since even this field requires specially designed instrumentation. In collaboration with Prof. Dr. I. Krejci (University of Geneva), the DIATECH range was supplemented by the Microburs, which offer longer, slender necks for safe and precise work. The preparations can be optimally viewed when wearing telescopic spectacles or using an operating microscope.

Contains: 3 FG Diamond Microburs, 1 RA Tungsten Carbide Bur




THE PERFECT MOMENT  
NEEDS PREPARATION

**DIATECH<sup>®</sup>**

# ROTARY INSTRUMENTS

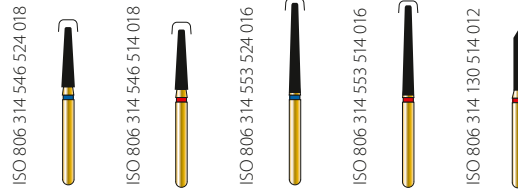
- Durability and efficiency that is as good as gold
- Not just round, but concentric
- Brilliant finish for all kinds of materials





## 250060AA Crown & Bridge Kit

selected by Prof. DDr. H. Dumfahrt



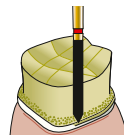
Head shape	847R	847R	848R	848R	885
ISO Ø 1/10 mm	018	018	016	016	012
Head L in mm	8	8	10	10	8
Order No. components/ Grit size	200760AA	200759AA	200762AA	200761AA	200710AA
Content	1	1	1	1	1

Prof. DDr. H. Dumfahrt has selected these 5 instruments. This kit offers a solution for crown and bridge preparations.

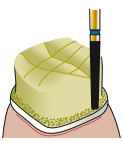
Refill: 250061AA



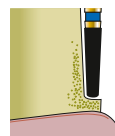
Universal application is possible due to the conical shape and the Rounded edge of the preparation e.g. occlusal reduction with coarse grit diamonds.



The margin preparation for the metal ceramic crown will become bevelled using the conical tip of the cylindrical finishing bur.



The convergence angle of 6 degrees delivers an ideal retention shape of the crown core.



The Rounded end of the diamond preparation instrument provides a Rounded, inner margin preparation.

**250062AA Endo Preparation Kit**

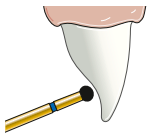
selected by Prof. Dr. G. Gambarini



Head shape	801L	801	851	856	C245
ISO Ø 1/10 mm	014	018	016	014	008
Head L in mm			8	8	3
Order No. components/ Grit size, Blades	200808AA	200089AA	200391AA	200435AA	235046AA/ 6-8
Content	1	1	1	1	1

Prof. G. Gambarini has selected these 5 instruments. This kit offers a solution for endodontic preparations.

Refill: 250063AA



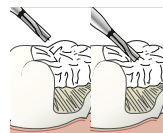
801L-014 ML Round bur with long shank for improved access. This small Round bur is ideally suited to gain initial access into the tooth, such as a small cavity opening in anterior and premolar teeth. Its increased shank length is beneficial for preparing molars with a deep or calcified pulp chamber.



851-016-8 ML non-cutting Round tip allows for safe tooth preparation without the risk of perforating the bottom of the pulp chamber. This bur has been specifically designed to remove the coronal segment of the pulp chamber in molars. It provides secure preparation for compromised dentine and enamel tooth structure to ensure precise and smooth access into the canal opening.



801-018 ML bur has been designed to enter pulp chambers located in posterior teeth. This round bur is often used to prepare the initial opening for molar teeth. Its length is shorter than the 801L bur, since access to the posterior teeth is usually limited due to the difficulty that patients have in opening their mouth completely.



C245 008 is a small high-performance carbide bur designed for removing restorations and prosthetic crowns.



856-014-8 ML bur is ideally used to smooth the preparation made into the coronal access of the tooth; and prepare the pulp chambers for both incisor and cuspid teeth. It is also beneficial to remove undercuts in crowns and cusps when preparing premolars and molar teeth.

## 250057AA Indirect Posterior Restoration Kit

selected by Prof. Dr. R Spreafico



ISO 806 314 170 524 010



ISO 806 314 171 524 014



ISO 806 314 171 524 018



ISO 806 314 172 514 016

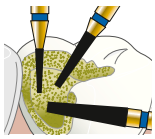


ISO 806 314 545 514 016

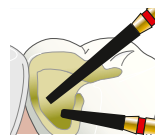


Head shape	845	846	846	847	846R
ISO Ø 1/10 mm	010	014	018	016	016
Head L in mm	4	6	7	8	6
Order No. components/ Grit size, Blades	200288AA	200305AA	200311AA	200328AA	200314AA
Content	1	1	1	1	1

Dr. Roberto Spreafico has selected these 5 instruments. This kit offers a solution for inlay/onlay preparations.



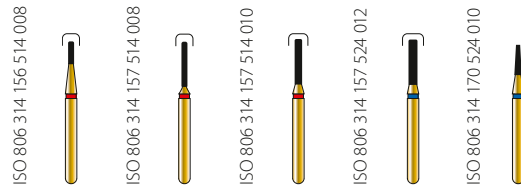
A variety of different conical instruments are used as the basic instrumentation for the cavity preparation in order to create a wide isthmus and an ideal path of insertion for the inlay.



Diamond bur instruments with a 45 micron grit particle size help to ensure a smooth preparation and rounded, internal bevelled edges.

**250056AA Direct Posterior Restoration Kit**

Selected by Dr. R. Spreafico

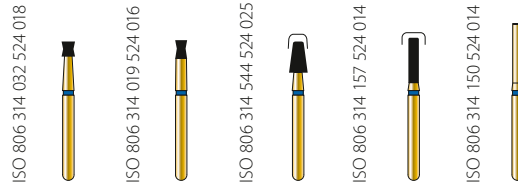


<b>Head shape</b>	<b>835R</b>	<b>836R</b>	<b>836R</b>	<b>836R</b>	<b>845</b>
<b>ISO Ø 1/10 mm</b>	<b>008</b>	<b>008</b>	<b>010</b>	<b>012</b>	<b>010</b>
<b>Head L in mm</b>	<b>3</b>	<b>6</b>	<b>6</b>	<b>6</b>	<b>4</b>
Order No. components/ Grit size	200216AA	200236AA	200238AA	200241AA	200288AA
Content	1	1	1	1	1


Dr. Roberto Spreafico has selected these 5 instruments.  
This kit offers a solution for direct posterior restorations.

## 252000AA Inlay/Onlay Preparation Kit

selected by Dr. Gary Alex



Head shape	813	806	845R	836R	839
ISO Ø 1/10 mm	018	016	025	014	014
Head L in mm	2	2.5	4	6	
Order No. components/ Grit size	200143AA	200124AA	200819AA	200243AA	200282AA
Content	1	1	1	1	1



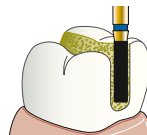
Head shape	845R	836R	862	379
ISO Ø 1/10 mm	025	014	016	023
Head L in mm	4	6	8	5
Order No. components/ Grit size	200820AA	200242AA	200553AA	200041AA
Content	1	1	1	1

A complete kit to create optimal, conservative inlay/onlay preparations.

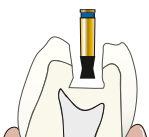
Contains: 9 FG Multilayer Diamonds



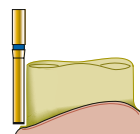
Ideal shape for rapid, easy removal of existing amalgam.



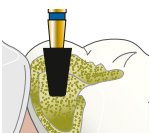
This flat-end cylinder will add definition to the proximal box, creating rounded internal angles.



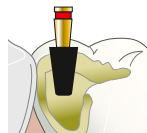
A smaller diameter head with collar follows for complete amalgam removal.



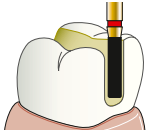
This end-cutting diamond facilitates the creation of an accurate, smooth floor of the prep and establishing clean butt-joint margins.



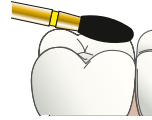
This diamond is utilized to prepare the floor and walls of the inlay/onlay, creating a 2mm isthmus, rounded internal line angles, and an ideal path of insertion.



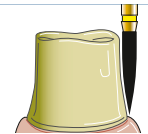
This 45 micron diamond assures a smooth prep.



This fine grit cylinder provides a smooth finish to the proximal box.




The 25 micron grit of this football diamond makes it ideal for rounding any internal line angles as well as finishing the final restoration.



The pointed flame shape of the 862 lends itself to refining the preparation and finishing the interproximal and gingival margins of the final restoration.

### 252001AA Porcelain Veneer Kit

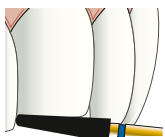
selected by Dr. Gary Alex



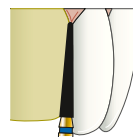
Head shape	834	834	856	856	856	379	852
ISO Ø 1/10 mm	016	021	021	025	014	023	016
Head L in mm	6.8	6.8	9	8	9	5	6
Order No. components/ Grit size	200190AA	200191AA	200454AA	200864AA	200436AA	200041AA	200405AA
Content	1	1	1	1	1	1	1

Simplify the preparation and finishing of esthetic anterior veneers with seven diamonds.

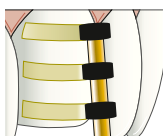
Contains: 7 FG Multilayer Diamonds



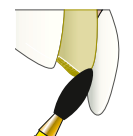
This coarse diamond is used for incisal reduction prior to facial preparation.



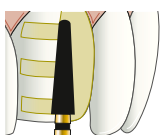
The 9mm length of this coarse diamond makes it ideal for working in the interproximal area.



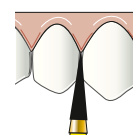
Creates a 0.5mm maxillary depth guide for facial reduction. The 834-016 creates a 0.3mm depth guide, ideal for mandibular veneer preps.



This 25 micron diamond softens any sharp line angles on the preparation. It may also be used for finishing the occlusal/ lingual of the final restoration.

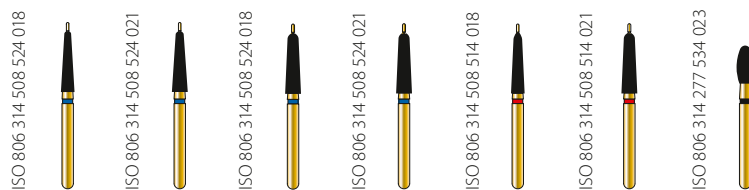


The supercoarse grit of this round-end, tapered diamond makes it ideal for rapid reduction of the facial surface.



The extra-fine grit of this tapered diamond works best to fine tune the preparation or to finish the final restoration.

**250080AA CAD/CAM Preparation Kit**



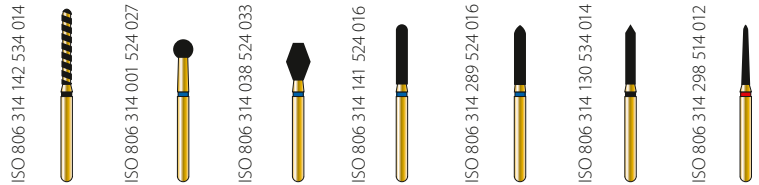
Head shape	856P	856P	878KP	878KP	878KP	878KP	379
ISO Ø 1/10 mm	018	021	018	021	018	021	023
Head L in mm	8	8	8	8	8	8	5
Order No. components/ Grit size	215606AA	215609AA	215615AA	215618AA	215614AA	215617AA	200036AA
Content	1	1	1	1	1	1	1

Kit for CAD/CAM crown preparations with guide pins.



## 252002AA Crown and Bridge Preparation Kit

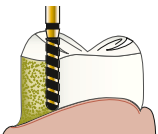
in consultation with Dr. Andrew Shannon



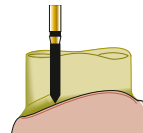
Head shape	882	801	811	881	878	885	878K
ISO Ø 1/10 mm	014	027	033	016	016	014	012
Head L in mm	10		5	8	8	8	8
Order No. components/ Grit size	205096AA	200100AA	200135AA	200698AA	200620AA	200715AA	200632AA
Content	1	1	1	1	1	1	1

Create desirable ceramic or porcelain/metal restorations with this single kit.

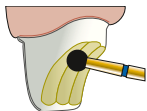
Contains: 7 FG Multilayer Diamonds



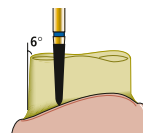
The Topspin design of this diamond provides cool, rapid gross reduction producing a distinct chamfer margin.



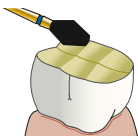
A beveled cylinder, this supercoarse diamond yields a 145° beveled margin which is desirable for both anterior and posterior margins.



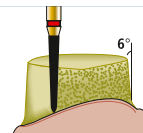
A coarse, round diamond is used for lingual/palatal reduction.



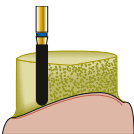
Selection of a diamond depends on the space required for the final restoration. A wider diamond creates a deeper bevel.



Is used to reduce the occlusal of posterior restorations.



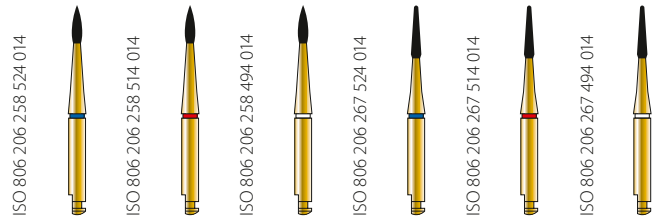
This 45 micron diamond refines and smooths the finish line and overall preparation.



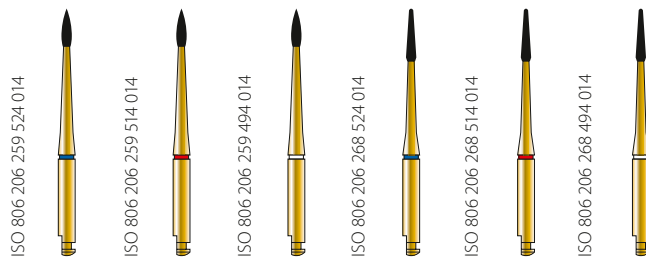
This coarse cylinder will give you a 1.5mm deep chamfer margin. Ideal for all ceramic restorations.

## Separation Kits

### 250013AA DIATECH «Paro» Periodontology Kit



Head shape	368	368	368	893	893	893
ISO Ø 1/10 mm	014	014	014	014	014	014
Head L in mm	5	5	5	7	7	7
Order No. components/ Grit size	200781AA	200780AA	200782AA	200787AA	200786AA	200788AA
Content	1	1	1	1	1	1




Head shape	368L	368L	368L	893L	893L	893L
ISO Ø 1/10 mm	014	014	014	014	014	014
Head L in mm	5	5	5	7	7	7
Order No. components/ Grit size	200784AA	200783AA	200785AA	200790AA	200789AA	200791AA
Content	1	1	1	1	1	1

Calculus-free tooth roots are an important factor for your patients' periodontal health. DIATECH helps you by producing a set of diamond burs which are ideal for power-assisted root surface preparation. The 65 micron burs are for contouring the tooth. The 45 micron diamond burs remove calculus easily. The 15 micron burs smooth the root surface quickly yet conserve tissue.

Contains: 12 RA Multilayer Diamonds

## 250012AA DIATECH Crown & Bridge Separation Kit

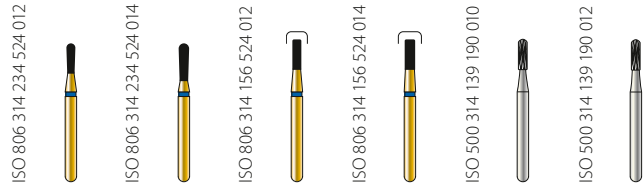


Head shape	CX21R	CX21R	CX23R	C31R	880
ISO Ø 1/10 mm	010	012	012	010	012
Head L in mm	4.5	4.3	4.3	4	6
Order No. components/ Grit size, Blades	235140AA/CC	235141AA/CC	235143AA/CC	235067AA/6-8	200680AA
Content	1	1	1	1	1


Nothing could be more time saving! These 3 cross-cut burs and 1 tungsten carbide bur plus the coarse Multilayer diamond cylinder separate even the hardest of alloys in the shortest possible time. Even if these instruments are used repeatedly, their efficiency hardly drops. Try them!

Contains: 1 FG Multilayer Diamond, 4 FG Tungsten Carbide Burs

## 250011AA DIATECH Amalgam Removal Kit



Head shape	830L	830L	835R	835R	CX21R	CX21R
ISO Ø 1/10 mm	012	014	012	014	010	012
Head L in mm	4	5	4	4	4.5	4.3
Order No. components/ Grit size, Blades	200177AA	200180AA	200221AA	200223AA	235140AA/CX	235141AA/CX
Content	1	1	1	1	1	1




Head shape	C1	C1	C1	C1
ISO Ø 1/10 mm	006	014	016	018
Head L in mm				
Order No. components/ Grit size, Blades	235001AA/6-8	235005AA/6-8	235006AA/6-8	235007AA/6-8
Content	1	1	1	1

Thanks to prophylaxis, new fillings are becoming less and less common but you are now confronted with defective amalgam fillings daily. This instrument kit will not let you down. 4 coarse grit Multilayer diamonds, 2 cross-cut tungsten carbide burs and 4 tungsten carbide round burs turn removing large and small amalgam fillings, including excavating secondary caries.


Contains: 4 FG Multilayer Diamonds, 6 FG Tungsten Carbide Burs

## Finishing Kits

### 250007AA DIATECH Universal Shaping and Finishing Kit



Head shape	905	905	368	368	863	862	801
ISO Ø 1/10 mm	023	027	016	023	012	012	018
Head L in mm	2.7	2.9	3.5	5	10	8	
Order No. components/ Grit size	200738AA	200741AA	200007AA	200018AA	200562AA	200546AA	200092AA
Content	1	1	1	1	1	1	1




Head shape	801	368	368	863	862	801	801
ISO Ø 1/10 mm	023	016	023	012	012	018	023
Head L in mm		3.5	5	10	8		
Order No. components/ Grit size	200099AA	200006AA	200017AA	200561AA	200545AA	200091AA	200098AA
Content	1	1	1	1	1	1	1

This finishing kit comprises 8 Multilayer FG diamonds for contouring and 6 Multilayer FG diamonds for finishing amalgam, composite, compomer, porcelain, glassionomer and gold restorations. DIATECH fine grit Multilayer diamonds are highly efficient and will not harm the surface of the restoration nor the adjacent tooth structure. We owe it to your high grade restorations!

Contains: 14 FG Multilayer Diamonds

**252003AA Esthetic Finishing Kit**

selected by Dr. Gary Alex

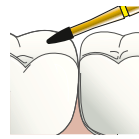


<b>Head shape</b>	<b>874</b>	<b>859</b>	<b>379</b>	<b>390</b>	<b>858</b>	<b>862</b>
<b>ISO Ø 1/10 mm</b>	<b>008</b>	<b>014</b>	<b>023</b>	<b>014</b>	<b>012</b>	<b>016</b>
<b>Head L in mm</b>	<b>3</b>	<b>9</b>	<b>5</b>	<b>3</b>	<b>8</b>	<b>8</b>
Order No. components/ Grit size	200921AA	200930AA	200041AA	200046AA	200493AA	200553AA
Content	1	1	1	1	1	1

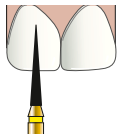
Includes extra-fine grit diamonds for total surface and marginal area finishing. Contains: 6 FG Multilayer Diamonds



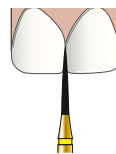
The small, pointed, taper of this 25 micron grit diamond provides access for detailed work. Use it to contour and finish embrasures, sub-gingival margins, and interproximal areas.



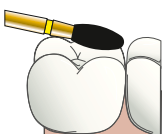
Not a true football shape, this diamond is perfect for fine detailing of the occlusal anatomy.



This long, tapered finishing diamond is used for facial contouring and finishing of composite and porcelain restorations.



Ideal for finishing, this long pointed diamond is ideal for interproximal and embrasure contouring.



The football shape of this finishing diamond makes it ideal for finishing occlusal surfaces.



The flame shape of this diamond lends itself to shaping and finishing labial and lingual/palatal surfaces.

## Polishing Kits

### 250095AA SwissFlex Kit



Polisher type	704UM	703UM	706UM	705UM
ISO Ø 1/10 mm	90	130	90	130
Order No. components / Grit size	232020AA	232019AA	232022AA	232021AA
Content	25	25	25	25



Polisher type	708UM	707UM	710UM	709UM
ISO Ø 1/10 mm	90	130	90	130
Order No. components / Grit size	232024AA	232023AA	232026AA	232025AA
Content	25	25	25	25



Polisher type	700UM	701UM
Order No. components / Grit size	232016AA	232017AA
Content	20	20



Mandrel type	702RA
Length in mm	26
Order No. components / Grit size	232018AA
Content	3

## 250014AA DIATECH Composite Polishing Kit



①



Polisher type	2101RA	2103RA	2111RA	2127RA
ISO Ø 1/10 mm	030	050	060	100
Head L in mm	7.5	10	7.5	2.5

Order No. components / Grit size	230055AA	230059AA	230063AA	230069AA
Content	2	2	2	2

②



Polisher type	2201RA	2203RA	2211RA	2227RA
ISO Ø 1/10 mm	030	050	060	100
Head L in mm	7.5	10	7.5	2.5

Order No. components / Grit size	230072AA	230076AA	230080AA	230086AA
Content	2	2	2	2

Smooth surfaces offer the best protection against plaque accumulation and discolouration. You know that this is especially important for composite materials. The DIATECH silicone polishers create a smooth, shiny surface on composites – even on tricky fine hybrid composites. The kit comprises 8 light yellow RA instruments for prepolishing and 8 light gray RA instruments for high lustre polishing.

Contains: 16 RA Silicone Polishers



## 250092AA Composite Polishing Plus Kit



①



Polisher type	2301RA	2303RA	2311RA	2327RA
ISO Ø 1/10 mm	030	040	060	100
Head L in mm	7.5	10	7.5	2.5
Order No. components / Grit size	230291AA	230293AA	230295AA	230297AA
Content	1	1	1	1

②



Polisher type	2401RA	2403RA	2411RA	2427RA
ISO Ø 1/10 mm	030	040	060	100
Head L in mm	7.5	10	7.5	2.5
Order No. components / Grit size	230299AA	230301AA	230303AA	230305AA
Content	1	1	1	1

Two-step diamond polishing system for smoothing, pre- and high lustre polishing of composites, especially for the latest generation.

Those Plus polishers are characterized by outstanding high lustre polishing results and very long useful life.

Contains: 8 RA Silicone Polishers

**250093AA Composite 1step Polishing Kit**



Polisher type	9101RA	9103RA	9111RA	9121RA
ISO Ø 1/10 mm	030	040	060	100
Head L in mm	7.5	10	7.5	2.5
Order No. components / Grit size	230264AA	230265AA	230267AA	230271AA
Content	2	2	2	2

One-step high-performance diamond polisher for the finishing and mirror finishing of all composites. Due to the exclusive diamond grit, a pressure dependent removal and mirror finish polishing step can be achieved.

I.e., with an exerted pressure the surface can be smoothed. By lowering the pressure you will achieve the high lustre result. Diashine-Compomant captivates because of its superb polishing results, short polishing time, minimized instrument use and very long useful life.

Contains: 8 RA Silicone Polishers

## 250047AA DIATECH Universal Polishing Kit



Polisher type	7001RA	7002RA	7003RA
ISO Ø 1/10 mm	060	040	040
Head L in mm	5.5	6.5	6.5
Order No. components / Grit size	232002AA	232004AA	232006AA
Content	2	2	2

DIATECH integrated fine grit silicon carbide polishing powder into thin, smooth bristles so that no polishing paste is required. Due to the three different shapes, you can easily polish those areas of restorations which are difficult to access, such as fissures and interdental spaces, within seconds and without flattening the surface unnaturally.

Contains: 6 RA Polishing Brushes

Adapter

Pulimant

Accessories



Mandrel

Bur Block

## Pulimant Diamond Cleaning Block

Professional care with the Pulimant Diamond Cleaning Block optimizes the durability of DIATECH diamonds and guarantees that they will remain highly efficient even after repeated, intense use.

Slurry and remnants of fillings are removed reliably from the surface of the instrument and the diamond grit "bites" properly again.



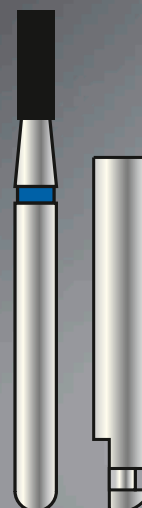
## Autoclavable Bur Blocks

Put a stop to chaotic bur organization! These small, anodized blocks offer a handy solution. The lid prevents the burs from falling out during transport and storage.

## Adapters

Fast and safe insertion of your FG instrument into the RA or HP adapter, by simply pushing it in.

The adapter shank is constructed like a split sleeve. Once inserted, the instrument will remain in the adapter until it has become dull. Made from special stainless steel, the adapter together with the instrument can be sterilized in any normally used solution in the autoclave.



**PRODUCT NAME**


ACCESSORIES

Pulimant Diamond Cleaning Block	113
Autoclavable Bur Blocks	113
Adapter	113
Mandrels	113

SAMPLE PACKS

250085AA	Multilayer Diamond Sample Pack	114
250107AA	Multilayer Diamond Sample Pack	114
250078AA	Carbide/Speedster Sample Pack	114
250079AA	Speedster Sample Pack	114
250090AA	Speedster Long Head Sample Pack	114
250106AA	Multilayer Diamond/Speedster Sample Pack	114
250097AA	SwissFlex Trial Kit	115
230401AA	Trialpack Composite Ultra RA	115
230407AA	Trialpack Composite Plus RA	116
230408AA	Trialpack Diashine Compomant Plus RA	116
232027AA	Trialpack Brush RA	116
230403AA	Trialpack Universal RA	116
230409AA	Trialpack Cerafin Plus RA	116
230410AA	Trialpack Cerapreshine Plus RA	117
230411AA	Trialpack Cerashine Plus RA	117
230406AA	Trialpack Acrylic HP	117

### 255025AA Pulimant Diamond Cleaning Block



Professional care optimizes the durability of your valuable DIATECH diamonds and guarantees that they will remain highly efficient even after repeated, intense use. DIATECH supplies the Diamond Cleaning Block for this purpose: Place the diamond instrument flat on the "Pulimant", run it at medium speed and press it gently into the Block - that's it. Slurry and remnants of fillings are removed reliably from the surface of the instrument and the diamond grit "bites" properly again.

Contains: 1 Pulimant

Order No.	255025AA
Content	1


### Autoclavable Bur Blocks



Order No.	255033AA	255038AA	255037AA
Capacity	15 FG instruments	20 FG + 10 RA instruments	30 FG instruments

Put a stop to chaotic bur organization! These small, anodized blocks offer a handy solution. The lid prevents the burs from falling out during transport and storage. Content: 1 sterilisable bur block

### Adapter

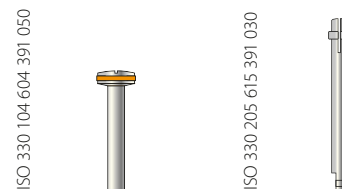


Polisher type	4024	4025
Shank	RA (ISO 204)	HP (ISO 104)
Length in mm	13	35

Order No.	255027AA	255028AA
Content	6	6

Fast and safe insertion of your FG instrument into the RA or HP adapter, by simply pushing it in. The adapter shank is constructed like a split sleeve. Once inserted, the instrument will remain in the adapter until it has become dull. Made from special stainless steel, the adapter together with the instrument can be sterilized in any normally used solution or in the autoclave.


### Mandrels



Mandrel type	303 HP	SwissFlex/702RA
Shank	HP (104)	RA (205)
ISO Ø 1/10 mm	50	30
Total length in mm	46	26

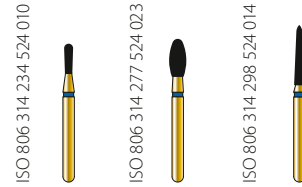
Order No.	255047AA	232018AA
Content	5	5

### 250085AA Multilayer Diamond Sample Pack



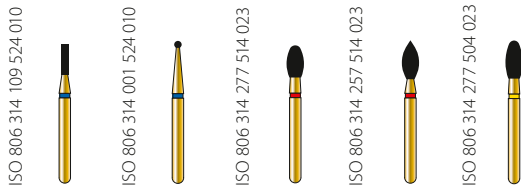
Head shape	835	801	379
ISO Ø 1/10 mm	010	016	023
Head L in mm	4		5
Order No. components	200203AA	200086AA	200038AA
Content	1	1	1

### 250107AA Multilayer Diamond Sample Pack



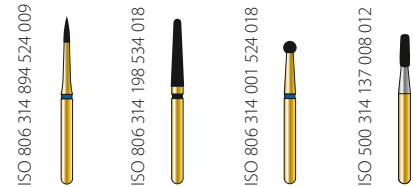
Head shape	830L	379	878K
ISO Ø 1/10 mm	012	023	014
Head L in mm	4	5	8
Order No. components	200177AA	200038AA	200636AA
Content	1	1	1

### 60010970 Multilayer Diamond Sample Pack




Head shape	835	801	379	368	379
ISO Ø 1/10 mm	010	010	023	023	023
Head L in mm	4		4.2	5	5
Order No. components	200203AA	200079AA	200034AA	200014AA	200041AA
Content	1	1	1	1	1

### 60019802 Diamond MLX/Carbide Sample Pack



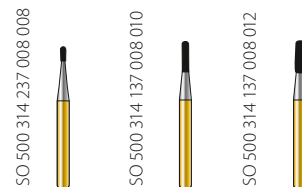
Head shape	889	856	801	S5
ISO Ø 1/10 mm	009	018	018	012
Head L in mm	3.5	9		5
Order No. components	200733AA	200451AA	200089AA	237014AA
Content	1	1	1	1

### 250078AA Carbide/Speedster Sample Pack



Head shape	C21R	C246	S5
ISO Ø 1/10 mm	012	009	012
Head L in mm	4.5	4	4
Blades	6-8	12	6-8
Order No. components	235030AA	235047AA	237014AA
Content	1	1	1

### 250079AA Speedster Sample Pack



Head shape	S3	S5	S5
ISO Ø 1/10 mm	008	010	012
Head L in mm	2	4	4
Blades	6-8	6-8	6-8
Order No. components	237007AA	237013AA	237014AA
Content	1	1	1

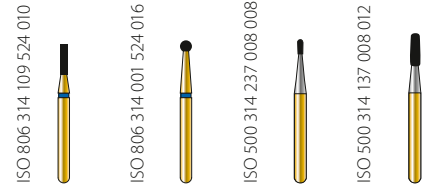


### 250090AA Speedster Long Head Sample Pack



Head shape	S856	S379	S847
ISO Ø 1/10 mm	014	023	016
Head L in mm	8	4	8
Blades	6-8	6-8	6-8
Order No. components	237029AA	237023AA	237024AA
Content	1	1	1

### 250106AA Multilayer Diamond/Speedster Sample Pack



Head shape	835	801	S3	S5
ISO Ø 1/10 mm	010	016	008	012
Head L in mm	4		2	4
Blades			6-8	6-8
Order No. components	200203AA	200086AA	237007AA	237014AA
Content	1	1	1	1

### 250097AA SwissFlex Trial Kit



Polisher type	704UM	703UM	706UM	705UM
ISO Ø 1/10 mm	90	130	90	130
Order No. components	232020AA	232019AA	232022AA	232021AA
Content	1	1	2	1



Polisher type	708UM	707UM	710UM	709UM
ISO Ø 1/10 mm	90	130	90	130
Order No. components	232024AA	232023AA	232026AA	232025AA
Content	2	1	2	1



Mandrel type	702RA
Length in mm	26
Order No. components	232018AA
Content	1

### 230401AA Trialpack Composite Ultra RA



Head shape	2101RA	2111RA	2127RA	2201RA	2211RA	2227RA
ISO Ø 1/10 mm	030	060	100	030	060	100
Head L in mm	7.5	7.5	2.5	7.5	7.5	2.5
Order No. components	230055AA	230063AA	230069AA	230072AA	230080AA	230086AA
Content	1	1	1	1	1	1

### 230407AA Trialpack Composite Plus RA



Head shape	2301RA	2303RA	2311RA	2401RA	2403RA	2411RA
ISO Ø 1/10 mm	030	040	060	030	040	060
Head L in mm	7.5	10	7.5	7.5	10	7.5
Order No. components	230291AA	230293AA	230295AA	230299AA	230301AA	230303AA
Content	1	1	1	1	1	1

### 230408AA Trialpack Diashine Compomant Plus RA



Head shape	9101RA	9103RA	9111RA	9121RA
ISO Ø 1/10 mm	030	040	060	100
Head L in mm	7.5	10	7.5	2.5
Order No. components	230264AA	230265AA	230267AA	230271AA
Content	1	1	1	1

### 232027AA Trialpack Brush RA



Head shape	7001RA	7003RA	7003RA
ISO Ø 1/10 mm	060	040	040
Head L in mm	5.5	6.5	6.5
Order No. components	232002AA	232004AA	232006AA
Content	1	1	1

### 230403AA Trialpack Universal RA



Head shape	4203RA	4211RA
ISO Ø 1/10 mm	055	070
Head L in mm	15	10
Order No. components	230203AA	230211AA
Content	1	1

### 230409AA Trialpack Cerafin Plus RA



Head shape	9303RA	9311RA	9331RA
ISO Ø 1/10 mm	040	060	110
Head L in mm	10	7.5	2
Order No. components	230317AA	230319AA	230325AA
Content	1	1	1

### 230410AA Trialpack Cerapreshine Plus RA



Head shape	9403RA	9411RA	9431RA
ISO Ø 1/10 mm	040	060	110
Head L in mm	10	7.5	2
Order No. components	230335AA	230337AA	230343AA
Content	1	1	1

### 230411AA Trialpack Cerashine Plus RA



Head shape	9503RA	9511RA	9531RA
ISO Ø 1/10 mm	040	060	110
Head L in mm	10	7.5	2
Order No. components	230353AA	230355AA	230361AA
Content	1	1	1

### 230406AA Trialpack Acrylic HP



Head shape	6150HP	6160HP	6250HP	6260HP	6350HP
ISO Ø 1/10 mm	100	150	100	150	100
Head L in mm	24	17	24	17	24
Order No. components	230247AA	230249AA	230253AA	230255AA	230259AA
Content	1	1	1	1	1

RPM

Hygiene

Procedures

Safety Recommendations

For Use

**PRODUCT NAME**

RECOMMENDATIONS  
FOR SAFETY AND HYGIENE

DIATECH Multilayer Diamond instruments	120
DIATECH Carbide instruments	123
DIATECH SwissFlex Discs	125
DIATECH SwissFlex Strip	126
DIATECH DIAStrip	127
DIATECH Silicone Polishers	128

## EN Recommendations for Use and Safe Operation in Dental Practices

### 1. General

To prevent harm to the residual tooth structure and the tissues and teeth contiguous to the site, provide for sufficient cooling, technically, clinically and hygienically optimum instruments and materials as well as optimum instrument speed and only exert the necessary amount of pressure. The service-life of diamond instruments depends on compliance with the following recommendations for use and safe operation.

### 2. Recommended hygiene procedures

When working with rotary instruments, eye protection as well as a mask should be worn. The diamond instruments are selected (shape, size, type) according to the type of preparation to be carried out.

The ergonomic principles must be taken into account during the working procedures.

The handpieces (high-speed handpieces, contra-angles) for diamond instruments must be in perfect working conditions.

The instruments must be fully inserted and gripped in the high-speed handpiece or contra-angle with utmost care.

Select the correct speed to ensure optimum performance and service-life. Operate within the recommended speed ranges.

The hints covering maximum permissible speeds must be heeded.

Before placing the diamond in contact with the site being prepared, check that the bur is rotating at the optimum speed and that the cooling system is functioning properly. Once the preparation has been completed, remove the rotary instrument from the site and allow it to come to a standstill.

Prepare carefully and without exerting pressure. Select the pressure (0.3 – 2N) to ensure that the speed is not reduced noticeably. The pressure exerted on the instrument is a decisive factor for the working procedure and the successful outcome of the preparation. Under no circumstances should the instrument be allowed to jam.

To prevent harm to the tooth structure, pulp and adjacent fillings, cool by spraying with sufficient amounts of water. We recommend high-speed handpieces with three jets which spray the coolant along the entire length of the instrument's cutting surface. Preparing a tooth without using sufficient coolant – minimum: 50ml/min. and incorrect application of the coolant (spray diverted, inadequate ejection) may adversely affect the final result.

Diamond instruments of excessive length (>21mm) and diamond instruments with a head exceeding 2mm in diameter require additional cooling.

Only use impeccable diamond instruments. Instruments which are blunt, damaged, bent or no longer concentric, must be segregated immediately and disposed of carefully.

Whenever possible, the diamonds should be stored in their original packaging to enable them to be identified and traced.

## EN Recommended Hygiene Procedures for Dental Practices

### 1. General

Protection against infection is especially important to patients and surgery staff. Disinfection and/or sterilization of the equipment and instruments used are an absolutely essential part of a safe preparation technique.

Diamond instruments must be sterilized prior to use.

The following hygiene procedures are recommended before and after use:

### 2. Recommended hygiene procedures

Cleaning, disinfecting, sterilizing and storing diamond instruments:

After use, instruments must be immersed immediately in a tank containing suitable cleaning agent/disinfectant. Use a disinfectant/cleaning agent containing a corrosion inhibitor. The cleaning agent/disinfectant manufacturer's instructions must be heeded.

Strong acidic and alkaline disinfectants may adversely affect the instruments. Strong chemicals attack the instruments.

If necessary, clean by mechanical means in advance (brush the bur blades with a brush with nylon or brass bristles).

Check for any remains and, if necessary, clean again.

The instruments may be cleaned ultrasonically. The use of bur stands or holders is advisable as they prevent the instruments vibrating against each other and becoming damaged.

Sterilize the instruments in an autoclave or in a hot air.

#### Hints:

Avoid temperatures exceeding 200°C.

Sterilizers must be used in accordance with the manufacturer's instructions.

The instruments should then be stored in alcohol or ultra-violet light until further use.

For long-term storage, keep the instruments in stands or containers in a dry place, protected against dust and acidic vapours.

#### Please note:

To prevent spreading infectious germs, instruments contaminated with blood or saliva should be disposed of carefully.

**DE Anwender-, Sicherheitshinweise für die Praxis****1. Allgemeines**

Zur Schonung der verbleibenden Zahnhartsubstanz und der das Arbeitsobjekt umgebenden Gewebe und Zähne ist auf ausreichende Kühlung, technisch, klinisch und hygienisch einwandfreie Arbeitsmittel, sowie auf eine optimale Arbeitsdrehzahl und wohldosierten Anpressdruck zu achten. Die Lebensdauer der Diamant-Schleifinstrumente hängt wesentlich von der Beachtung der nachstehenden Anwendungs- und Sicherheitsempfehlungen ab.

**2. Anwender- und Sicherheitshinweise**

Bei der Arbeit mit rotierenden Instrumenten ist eine Schutzbrille sowie ein Mundschutz zu tragen.

Die Auswahl der Instrumente (Form, Grösse, Körnung) richtet sich in erster Linie nach dem Präparationsziel. Beim Arbeitsablauf sind die ergonomischen Prinzipien zu berücksichtigen. Antriebe (Turbine, Winkelstück) von rotierenden Diamant-Schleifinstrumenten müssen sich in technisch einwandfreiem Zustand befinden.

Die Instrumente sind sorgfältig und vollständig in die Turbine oder in das Winkelstück einzuspannen.

Durch die Wahl der richtigen Arbeitsdrehzahl wird eine effektive Leistung und Standzeit erreicht. Es sind die empfohlenen Richtdrehzahlbereiche einzuhalten.

Die Hinweise über maximal zulässige Drehzahlen sind zu beachten.

Das Diamant-Schleifinstrument vor dem Ansetzen an das zu bearbeitende Objekt auf optimale Arbeitsdrehzahl bringen und den Kühlmechanismus überprüfen. Nach der Präparation wiederum ohne Kontakt zum Objekt auslaufen lassen.

Sorgfältig und drucklos präparieren. Der Anpressdruck (0,3 – 2N) sollte so gewählt werden, dass sich die Drehzahl nicht wesentlich verringert. Das Dosieren des Anpressdruckes (schonendes Arbeiten) ist ausschlaggebend für den Arbeitsablauf und den Präparationserfolg. Ein Verkanten des Instrumentes ist zu vermeiden.

Zur Schonung der Zahnhartsubstanz, der Pulpa und der benachbarten Füllungen ist für eine ausreichende Wasser-Spraykühlung zu sorgen. Empfehlenswert sind Turbinen mit drei Kühlstrahldüsen, die das Kühlmedium auf die Gesamtlänge der Schleiffläche des Instrumentes verteilen. Eine Präparation ohne ausreichende Kühlmittelmenge von min. 50ml/min und eine ungünstige Kühlmittelapplikation (Sprayablenkung, unsaubere Absaugtechnik) können sich negativ auf das Arbeitsergebnis auswirken.

Bei überlangen Diamant-Schleifinstrumenten (>21mm) und bei Diamant-Schleifinstrumenten mit Arbeitsteil-Durchmesser über 2mm ist eine zusätzliche Kühlung erforderlich.

Nur einwandfreie Diamant-Schleifinstrumente einsetzen. Stumpfe, beschädigte, verbogene oder nicht mehr rundlaufende Instrumente sind sofort auszusortieren und sorgfältig zu entsorgen.

Die Diamant-Schleifinstrumente sind möglichst in der Originalverpackung zu lagern um die Identifikation und Rückverfolgbarkeit zu gewährleisten.

**DE Hygiene-Empfehlung für die Praxis****1. Allgemeines**

Der Infektionsschutz ist für den Patienten und das Behandlungsteam von besonderer Bedeutung. Die Desinfektion und/oder Sterilisation der eingesetzten Arbeitsmittel sind Erfordernisse einer sicherheitsbetonten Präparationstechnik.

Vor dem Einsatz sind die Diamant-Schleifinstrumente zu sterilisieren.

Nach der Verwendung und vor der Wiederverwendung sind die nachfolgenden Hygiene-Empfehlungen zu beachten.

**2. Hygiene-Empfehlungen**

Reinigung, Desinfektion, Sterilisation und Lagerung von Diamant-Schleifinstrumenten:

Gebrauchte Instrumente sind sofort in ein Bohrerbad mit dafür vorgesehenen Reinigungs- und Desinfektionslösungen einzulegen. Desinfektions- und Reinigungsmittel mit Korrosionsschutz verwenden. Es sind unbedingt die einschlägigen Anwendungsvorschriften der Reinigungs- und Desinfektionsmittel-Hersteller zu beachten.

Stark saure und alkalische Desinfektionslösungen können zu Beeinträchtigungen der Instrumente führen. Starke chemische Mittel greifen die Instrumente an.

Wenn nötig mechanisch vorreinigen (Abbürsten mit einer Bürste mit harten Nylon- oder Messingborsten).

Auf Rückstände hin prüfen und allenfalls nachreinigen.

Die Instrumente können mit Ultraschall gereinigt werden. Die Verwendung von Bohrerständern oder -halter ist vorteilhaft. Man vermeidet dadurch Schäden an den Instrumenten, welche durch gegenseitiges, vibrierendes Berühren entstehen könnten.

Sterilisation der Instrumente im Autoklaven oder mittels Heissluft.

**Hinweise:**

Temperaturen über 200 °C vermeiden.

Die Sterilisationsgeräte sind gemäss den Weisungen der Hersteller zu verwenden.

Die Instrumente können anschliessend und bis zum Einsatz in Alkohol oder unter ultraviolettem Licht aufbewahrt werden.

Bei längerer Lagerung Instrumente in Ständern oder Behältnissen staubfrei, trocken und vor Säuredämpfen geschützt aufbewahren.

**Anmerkung:**

Um Übertragungen von infektiösen Keimen zu vermeiden, sollten mit Blut oder Schmutz kontaminierte Instrumente sorgfältig entsorgt werden.

### Recommended Speeds for FG and RA Diamond Instruments

Head diameter in 1/10 mm Kopfdurchmesser in 1/10 mm	Speed range (min-1) Drehzahlbereich (min-1)
007 – 011	75.000 – 150.000
012 – 015	60.000 – 110.000
016 – 019	45.000 – 88.000
021 – 023	40.000 – 75.000
024 – 028	30.000 – 65.000
029 – 032	25.000 – 56.000
033 – 041	22.000 – 45.000
042 – 054	20.000 – 37.000
055 – 060	17.000 – 32.000

### Recommended Speeds Multilayer Diamonds HP

Head diameter in 1/10 mm Kopfdurchmesser in 1/10 mm	Non metals (e.g. Porcelain) [min-1] Nichtmetalle (z.B. Keramik) (min-1)	Metals (e.g. cast model alloys)[min-1] Metalle (z.B. Modellguss-Leg.) (min-1)
009 – 010	95.000 – 190.000	190.000 – 300.000
012 – 014	70.000 – 140.000	140.000 – 210.000
016 – 018	55.000 – 110.000	110.000 – 165.000
021 – 023	40.000 – 85.000	85.000 – 130.000
025 – 027	35.000 – 70.000	70.000 – 110.000
031– 033	30.000 – 60.000	60.000 – 95.000
040 – 050	20.000 – 40.000	40.000 – 60.000
060 – 070	15.000 – 30.000	30.000 – 50.000
080 – 090	12.000 – 25.000	25.000 – 35.000
100	10.000 – 20.000	20.000 – 30.000
130	8.000 – 16.000	16.000 – 25.000
160	7.000 – 14.000	14.000 – 20.000
170	6.000 – 12.000	12.000 – 18.000
180	5.500 – 11.000	11.000 – 16.000
190	5.000 – 10.000	10.000 – 15.000
220	4.500 – 9.000	9.000 – 14.000



## EN DIATECH tungsten carbide burs/finishers for Dental Surgeries

### Recommendations for Use and Safe Operation in Dental Practices

#### 1. General

To prevent harm to the residual tooth structure and the tissues and teeth contiguous to the site, provide for sufficient cooling, technically, clinically and hygienically optimum instruments and materials as well as optimum instrument speed and only exert the necessary amount of pressure. The service-life of tungsten carbide instruments depends on compliance with the following recommendations for use and safe operation.

#### 2. Recommended hygiene procedures

The tungsten carbide burs are selected (shape, size, type) according to the type of preparation to be carried out.

The ergonomic principles must be taken into account during the working procedures.

The handpieces (high-speed handpieces, contraangles) for tungsten carbide instruments must be in perfect working order.

The instruments must be fully inserted and gripped in the high-speed handpiece or contraangle with the utmost of care.

Select the correct speed to ensure optimum performance and service-life. Operate within the recommended speed ranges.

The hints covering maximum permissible speeds must be heeded.

Before placing the tungsten carbide bur/finisher in contact with the site being prepared, check that the bur is rotating at the optimum speed and that the cooling system is functioning properly. Once the preparation has been completed, remove the rotary instrument from the site and allow it to come to a standstill.

Prepare carefully and without exerting pressure. Select the pressure (0.3 – 2 N) to ensure that the speed is not reduced noticeably. The pressure exerted on the rotary instrument is a decisive factor for the working procedure and the successful outcome of the preparation. Under no circumstances should the burs be allowed to jam.

To prevent harm to the tooth structure, pulp and adjacent fillings, cool by spraying with sufficient amounts of water. We recommend high-speed handpieces with three jets that spray the coolant along the entire length of the bur's cutting surface. Preparing a tooth without using sufficient coolant – minimum: 50ml/min. and incorrect application of the coolant (spray diverted, inadequate ejection) may adversely affect the final result.

Only use impeccable tungsten carbide burs. Burs that are blunt, damaged, bent or no longer concentric, must be segregated immediately and disposed of carefully. Whenever possible, the tungsten carbide burs should be stored in their original packaging to enable them to be identified and traced.

### Recommended Hygiene Procedures for Dental Practices

#### 1. General

Protection against infection is especially important to patients and surgery staff. Disinfection and/or sterilization of the equipment and instruments used are an absolutely essential part of a safe preparation technique.

- Tungsten carbide burs/finishers must be sterilized prior to use.
- The following hygiene procedures are recommended before and after use.

#### 2. Recommended hygiene procedures

Cleaning, disinfecting, sterilizing and storing tungsten carbide burs/finishers:

Valid methods for sterilizing and cleaning burs are:

- Autoclaving: Dip burs in a corrosion inhibitor such as 1% sodium nitrite, prior to the sterilization cycle. Operate at full cycle with a dwell at 132° C minimum for 12 minutes.
- Dry Heat: Expose the bur to a temperature of 190° C for 6 minutes.
- Cleaning with Ultrasound: Burs may be ultrasonically cleaned by inserting them in bur holders (or blocks) to prevent damage by rubbing against other surfaces or each other. A cycle of 5 minutes is recommended, using a general purpose cleaner.

#### Caution:

- Use sterilizing devices according to the manufacturers recommended procedure. It is the responsibility of the user to ensure that sterilization is effective.
- Avoid cold disinfectant solutions. These solutions do not sterilize and may contain corrosive agents that degrade the performance and strength of the carbide bur.
- If necessary, clean by mechanical means in advance (brush the bur blades with a brush with nylon or brass bristles). Check for any remains and, if necessary, clean again.
- Dental burs made of carbide and steel should be dried and stored in a moisture free environment. This avoids the possibility of corrosion which could weaken the joint of carbide and steel.

#### Please note:

To prevent spreading infectious germs, instruments contaminated with blood or saliva should be disposed of carefully.

## DE DIATECH Hartmetallbohrer/-Finierer für die zahnärztliche Praxis

### Anwender-, Sicherheitshinweise für die Praxis

#### 1. Allgemeines

Zur Schonung der verbleibenden Zahnhartsubstanz und der das Arbeitsobjekt umgebenden Gewebe und Zähne ist auf ausreichende Kühlung, technisch, klinisch und hygienisch einwandfreie Arbeitsmittel, sowie auf eine optimale Arbeitsdrehzahl und wohl dosierten Anpressdruck zu achten. Die Lebensdauer der Hartmetall-Instrumente hängt wesentlich von der Beachtung der nachstehenden Anwendungs- und Sicherheitsempfehlungen ab.

#### 2. Anwender- und Sicherheitshinweise

Die Auswahl der Hartmetall-Instrumente (Form, Grösse, Art) richtet sich in erster Linie nach dem Präparationsziel.

Beim Arbeitsablauf sind die ergonomischen Prinzipien zu berücksichtigen.

Antriebe (Turbine, Winkelstück) von rotierenden Hartmetall-Instrumenten müssen sich in einem technisch einwandfreien Zustand befinden.

Die Hinweise über maximal zulässige Drehzahlen sind zu beachten. Die Instrumente sind sorgfältig und vollständig in die Turbine oder in das Winkelstück einzuspannen.

Durch die Wahl der richtigen Arbeitsdrehzahl werden eine effektive Leistung und Standzeit erreicht. Es sind die empfohlenen Richtdrehzahlbereiche einzuhalten.

Die Hinweise über maximal zulässige Drehzahlen sind zu beachten.

Den Hartmetallbohrer/-Finierer vor dem Ansetzen an das zu bearbeitende Objekt auf optimale Arbeitsdrehzahl bringen und den Kühlmechanismus überprüfen. Nach der Präparation ohne Kontakt zum Objekt auslaufen lassen.

Sorgfältig und drucklos präparieren. Der Anpressdruck (0.3 – 2 N) sollte so gewählt werden, dass sich die Drehzahl nicht wesentlich verringert. Das Dosieren des Anpressdruckes (schonendes Arbeiten!) ist ausschlaggebend für den Arbeitsablauf und den Präparationserfolg. Ein Verkanten des Instrumentes ist zu vermeiden.

Zur Schonung der Zahnhartsubstanz, der Pulpa und der benachbarten Füllungen ist für eine ausreichende Wasser-Spraykühlung zu sorgen. Empfehlenswert sind Turbinen mit drei Kühlstrahldüsen, die das Kühlmedium auf die Gesamtlänge der Schneidfläche des Instrumentes verteilen. Eine Präparation ohne ausreichende Kühlmittelmenge von min. 50ml/min und eine ungünstige Kühlmittelapplikation (Sprayablenkung, unsaubere Absaugtechnik) können sich negativ auf das Arbeitsergebnis auswirken.

Nur einwandfreie Hartmetall-Instrumente einsetzen.

Stumpfe, beschädigte, verbogene oder nicht mehr rundlaufende Instrumente sind sofort auszusortieren und sorgfältig zu entsorgen.

Die Hartmetall-Instrumente sind möglichst in der Originalverpackung zu lagern, um die Identifikation und Rückverfolgbarkeit zu gewährleisten.

### Hygiene-Empfehlungen für die Praxis

#### 1. Allgemeines

Der Infektionsschutz ist für den Patienten und das Arbeitsplatzteam von besonderer Bedeutung. Die Desinfektion und/oder Sterilisation der eingesetzten Arbeitsmittel sind Erfordernisse einer sicherheitsbetonten Präparationstechnik.

- Vor dem Einsatz sind die Hartmetallbohrer/-Finierer zu sterilisieren.
- Nach der Verwendung und vor der Wiederverwendung sind die nachfolgenden Hygiene-Empfehlungen zu beachten.

#### 2. Hygiene-Empfehlungen Reinigung, Desinfektion, Sterilisation und Lagerung von Hartmetallbohrern/-Finierern:

Mögliche Sterilisations- sowie Reinigungsmethoden sind:

- Autoklavierung: Vor dem Sterilisationsvorgang die Bohrer in ein entsprechendes Korrosionsschutzmittel wie z.B. 1% Natriumnitrit, eintauchen. Autoklavierung bei 132° C für Minimum 12 Minuten.
- Heissluft: 6 Minuten bei einer Temperatur von 190° C.
- Reinigung mit Ultraschall: Die Verwendung von Bohrerständern oder -haltern ist vorteilhaft. Man vermeidet dadurch Schäden an den Instrumentenschneiden, welche durch gegenseitiges, vibrierendes Berühren entstehen können. Die meisten Ultraschall-Hersteller empfehlen einen Sterilisations-Durchgang von 5 Minuten.

#### Achtung:

- Die Benutzungshinweise der Sterilisationsgeräte und -Vorgänge sind den Angaben der Hersteller dieser Geräte / Mittel zu entnehmen.
- Vermeiden Sie Kaltdesinfektionsmittel-Lösungen. Diese Lösungen sterilisieren die Instrumente nicht vollständig und enthalten ätzende Wirkstoffe, welche die Leistung der Bohrer negativ beeinträchtigen.
- Wenn nötig mechanisch vorreinigen (Abbürsten der Bohrersehnen mittels einer Bürste mit harten Nylon- oder Messingborsten). Auf Rückstände prüfen und gegebenenfalls nachreinigen.
- Die Instrumente in Ständern oder anderen Behältnissen staubfrei, trocken und vor Säuredämpfen geschützt aufbewahren.

#### Anmerkung:

Um Übertragungen von infektiösen Keimen zu vermeiden, sollten mit Blut oder Schmutz kontaminierte Instrumente sorgfältig entsorgt werden.

## Recommended Speeds

Head diameter in 1/10 mm Kopfdurchmesser in 1/10 mm	Speed range (min-1) Drehzahlbereich (min-1)
005 – 008	40.000 – 80.000
009 – 010	30.000 – 60.000
012 – 014	24.000 – 48.000
016 – 018	19.000 – 37.000
021 – 023	15.000 – 30.000

**EN DIATECH SwissFlex™****Definition**

SwissFlex Discs: 3 of the 4 discs are made of thin, transparent foils that are selectively coated on both sides with aluminium oxide particles. The coarse disc is completely coated on the upper side with black silicon particles. The 4 grit sizes can be differentiated by the colour coding identification used on the centre of the disc, which must be placed onto the mandrel. All 4 discs are available in two diameters (9 and 13 mm). The discs are single use only. The mandrel is designed for multiple uses.

SwissFlex Strips are thin, transparent foil strips which are selectively coated with aluminium oxide particles on one side only. The black portion is coated over the entire surface with silicon carbide. The colour coding for the SwissFlex Strips is the same as that used for the SwissFlex discs.

**Indications:**

SwissFlex Discs and SwissFlex Strips are disposable. They are used for polishing composite, amalgam, glass ionomer cement, semi-precious metal and precious metal.

**Contraindications:**

Treatments during the course of which the SwissFlex Discs might jam or bend, if they are used with a rotation that is faster than 16'000 min<sup>-1</sup>, and if they are used multiple times.

**Recommendations for use and safe operation****SwissFlex Disc**

Use suitable DIATECH diamond finishers or the black SwissFlex Disc 703UM or 704UM (please review "Overview product range") for previous removal of excess composite and for retouching composite fillings.

Only use SwissFlex Discs in combination with the SwissFlex Mandrel 703RA. The mandrel is suitable for multiple uses.

For safe mounting and removal, hold instrument between middle and index finger and place on the mandrel (for removal: disengage from the mandrel), applying gentle pressure. A noticeable click confirms safe locking.

Bring the SwissFlex Disc to the required optimal speed of 10'000 min<sup>-1</sup> prior to application to the tooth. The maximum permissible speed is 16'000 min<sup>-1</sup>.

Always provide sufficient cooling (at least 50 ml/min.); additional external cooling targeted at the operational site is required when working with the front end.

- Observe the specified sequence (black - blue - red - white)
- Avoid high contact pressure.
- Avoid contact with soft tissue.

The operating time per SwissFlex Disc is 5 - 20 sec., according to the respective application.

Improper use, such as excessive speed or pressure, can lead to overheating and damage to the surface to be restored as well as the destruction of the SwissFlex Disc. Risk of injury!

**DE DIATECH SwissFlex™****Definition**

SwissFlex Discs: 3 von 4 Scheiben sind dünne, transparente Folien, welche beidseitig mit punktuell verteilten Aluminiumoxid-Partikeln beschichtet sind. Die grobe Scheibe ist stirnseitig komplett mit schwarzen Siliziumkarbid-Partikeln beschichtet. Die Unterscheidung der 4 Körnungen erfolgt durch die Farbkennzeichnung des Scheibenzentrums, welches auf das Mandrell aufgebracht wird. Alle 4 Scheiben sind in zwei Durchmessern (9 und 13 mm) erhältlich. Die Scheiben sind für den Einmalgebrauch bestimmt. Die Mandrells sind mehrfach verwendbar.

SwissFlex Strips: Dünne, transparente Folienstreifen, welche einseitig mit punktuell verteilten Aluminiumoxid-Partikeln unterschiedlicher Korngrößen beschichtet sind. Der schwarze Teilbereich ist dabei ganzflächig mit Siliziumkarbid-Partikeln beschichtet. Der Farbcode der SwissFlex Strips entspricht jenem der SwissFlex Discs.

**Indikationen**

Die SwissFlex Discs und SwissFlex Strips sind für den Einmalgebrauch bestimmt. Sie werden für die Politur von Komposit, Amalgam, Glasionomerzement, Halbedelmetall und Edelmetall eingesetzt.

**Kontraindikation**

Anwendungen, bei denen die SwissFlex Discs verkleben, übermässig auf Biegung beansprucht werden, bei höherer Umdrehungszahl als 16'000 Min<sup>-1</sup> sowie für Mehrfachgebrauch.

**Anwender- und Sicherheitshinweise****SwissFlex Disc**

Zur Entfernung von Komposit-Überschüssen sowie zur Nacharbeit von Komposit-Füllungen den schwarzen SwissFlex Disc 703UM bzw. 704UM, (siehe «Sortimentsübersicht») oder geeignete DIATECH Diamant-Finierer verwenden

SwissFlex Disc nur zusammen mit SwissFlex Mandrell 703RA einsetzen. Das Mandrell ist mehrfach verwendbar

Zur sicheren Montage (Demontage) Scheibe auf Mittel- und Zeigefinger legen und unter leichtem Druck mit dem Daumen gegen das Zentrum auf das Mandrell aufsetzen (vom Mandrell lösen). Ein spürbarer Klick bestätigt die sichere Arretierung

SwissFlex Disc bereits vor dem Anlegen an den Zahn in die optimale Drehzahl 10'000 min<sup>-1</sup> bringen. Die maximale Drehzahl beträgt 16'000 min<sup>-1</sup>

Mit ausreichend Spraykühlung (min. 50 ml/min.) arbeiten; bei Nutzung der Stirnseite ist eine externe, auf das Arbeitsfeld gerichtete Kühlung erforderlich

- Empfohlene Bearbeitungsreihenfolge: schwarz - blau - rot - weiss
- Hohe Anpresskräfte vermeiden
- Kontakt mit Weichgewebe vermeiden

Die Laufzeit je SwissFlex Disc beträgt anwendungsspezifisch 5-20 s.

Bei unsachgemässer Anwendung, wie z.B. zu hoher Drehzahl oder zu hohem Druck, kann es zur Überhitzung und Beschädigung der Restaurationsoberflächen sowie zur Zerstörung der SwissFlex Discs kommen, was Verletzungen zur Folge haben kann.

## EN SwissFlex™ Strip

The uncoated surface in the middle of the strip serve to insert between the to be threaded area. Prepare horizontal to the occlusal plane with constant back-and-forward movements

Observe the specified sequence (black - blue - red -white)

### Recommended hygiene procedures for dental practices

The mandrels are to be treated with anti-corrosive disinfection and cleaning agents for rotary instruments (e.g. Biosonic Solution UC38). Regarding recommendations for use (immersion time, concentration, suitability) of the disinfecting or cleaning agents, please refer to the instructions provided by the respective manufacturers of these agents.

Thoroughly remove all residues from disinfecting and cleaning agents using water, and allow to dry completely (e.g. by air stream). Do not leave or store mandrels in wet or damp conditions for a prolonged period of time. Inspect cleaned mandrels visually. Any damaged mandrels are to be rejected and discarded.

Only the mandrels can be sterilized, in contrary to the disks and strips which are disposable and therefore cannot be sterilized.

Sterilisation of the mandrels is carried out in the autoclave at 134°C. Observe instructions provided by the manufacturer.

After completed sterilization check surfaces for corrosion. Discard any corroded mandrels.

### Safety

The discs and strips are disposable and have to be discarded directly after each use.

The SwissFlex mandrels are suitable for multiple uses. Worn and damaged mandrels are to be discarded and immediately replaced by new ones.

The above instructions regarding handling and cooling are to be strictly observed.

## DE SwissFlex™ Strip

Die SwissFlex Strips werden über die körnungsfreien Flächen in der Streifenmitte zwischen den zu bearbeitenden Flächen eingeführt. Die Behandlung erfolgt stets mit einer zur Bissebene horizontalen und gleichmässigen Bewegung

Empfohlene Bearbeitungsreihenfolge: schwarz – blau – rot – weiss

### Hygiene-Empfehlungen für die Praxis

Die Mandrells können mit Desinfektions- und Reinigungsmitteln für rotierende Instrumente mit Korrosionsschutz (z.B. Biosonic Solution UC38) desinfiziert werden. Es sind unbedingt die einschlägigen Anwendungsvorschriften der Reinigungs- und Desinfektionsmittel-Hersteller zu beachten.

Das Desinfektions- und Reinigungsmittel sehr gründlich mit Wasser abspülen und das Produkt sorgfältig trocknen (z.B. mittels Luftstrom). Mandrells nie feucht oder nass längere Zeit liegen lassen oder lagern. Gereinigte Mandrells visuell prüfen. Beschädigte Mandrells aussortieren und nicht mehr verwenden.

Ausschliesslich die Mandrells sind sterilisierbar. Die Scheiben und Streifen sind für den Einmalgebrauch bestimmt und können nicht sterilisiert werden.

Die Sterilisation der Mandrells erfolgt im Autoklav bei 134°C. Es sind die vom entsprechenden Gerätehersteller angegebenen Hinweise zu beachten.

Nach der Sterilisation Mandrells auf Oberflächenangriffe (Korrosion) überprüfen. Korrodierte Mandrells nicht mehr verwenden.

### Sicherheit

Bei den Scheiben und Streifen handelt es sich um Einmalprodukte. Sie sind nach der jeweiligen Anwendung umgehend zu entfernen

Die SwissFlex Mandrells sind für den mehrmaligen Einsatz ausgelegt. Abgenutzte oder beschädigte Mandrells sind umgehend auszusortieren und durch neue zu ersetzen

Die oben angegebenen Hinweise zur Handhabung und Kühlung sind unbedingt einzuhalten.

## EN DIATECH DIAStrip

### Definition

DIAStrip is a diamond coated metal strip provides two working parts in different grit sizes 40µm (red) and 15µm (white) which can be used for finishing and polishing.

### Indications

Finishing and polishing of fillings and crown borders in proximal contact areas.

### Recommended procedures

The length of the metal strip (80mm) allows an optimal finger support on the adjacent teeth while working.

To get past the contact area, use the uncoated part of the metal strip and exert a slight horizontal movement.

Start work with the less abrasive side (white, 15 µm) in order to facilitate the access to the contact area for the more abrasive side (40 µm, red). Then begin the finishing procedure using a back-and-forward movement horizontally to the occlusal plane.

Switch again to the less abrasive side (15 µm, white) to complete the procedure with polishing.

The metal strip must be removed with a vertical movement after repositioning it to the uncoated part.

If the contact area is very tight, it is useful to start by inserting a wooden wedge to open up a slight separation between the teeth before placing the metal strip in the area to be treated.

### Recommended hygiene procedures for dental practices

Protection against infection is especially important to patients and surgery staff. Disinfection and/or sterilization of used instruments are an absolutely essential part of a safe preparation technique.

The metal strip must be sterilized prior to use. After every use it must be sterilized again.

Keep the metal strip separate from nonstainless steel instruments, such as rubber polishers and abrasive stones.

If disinfection by immersion is being used, it is important to use only cleaning/ disinfection solutions that provide corrosion protection and strictly observe the concentrations recommended by the manufacturer.

Sterilization must be performed with validated procedures. If possible, use a single-pulsed or fractionated vacuum autoclave and subvacuum drying. Chemiclave sterilizers may also be used.

## DE DIATECH DIAStrip

### Definition

DIAStrip ist ein diamantierter Metallstreifen mit zwei Arbeitsbereichen in den Körnungen 40µm (rot) bzw. 15µm (weiss), welcher sowohl zum Finieren sowie Polieren eingesetzt wird.

### Indikationen

Finieren und Polieren von Zahnfüllungen und Kronenrändern im Interdentalraum.

### Anwenderhinweise

Die Länge des Metallstreifen (insgesamt 80 mm) ermöglicht eine vereinfachte Abstützung der Finger während der Behandlung.

Der Metallstreifen wird an der Blankstelle über den Kontaktpunkt eingeführt. Die Kontaktzone wird mit kurzen horizontalen Bewegungen überwunden.

Nach Einführung des Instrumentes beginnt die Behandlung mit der feinkörnigen Arbeitsfläche (weiss, 15µm), um den Zugang mit der stärker abrasiven Arbeitsfläche (40µm, rot) zu vereinfachen. Danach wird die Behandlung mit der 40µm Arbeitsfläche fortgeführt. Die Behandlung erfolgt stets mit einer zur Bissebene horizontalen Bewegung.

Um die Bearbeitung mit der Politur abzuschliessen, wird wieder zur feinkörnigen Arbeitsfläche (15µm, weiss) gewechselt.

Um den Metallstreifen aus dem Interdentalraum zu entfernen, wird er wieder mit der Blankstelle unter den Kontaktpunkt positioniert und mit einer Senkrechtbewegung herausgezogen

Bei sehr engen Kontaktzonen ist die Verwendung eines Holzkeiles anzuraten, um eine minimale Öffnung des Kontaktpunktes für die einfachere Einführung des Metallstreifens zu erreichen.

### Hygiene-Empfehlung für die Praxis

Der Infektionsschutz ist für den Patienten und das Behandlungsteam von besonderer Bedeutung. Die Desinfektion und/oder Sterilisation der eingesetzten Arbeitsmittel sind Erfordernisse einer sicherheitsbetonten Präparationstechnik.

Vor dem Einsatz ist der Metallstreifen zu sterilisieren. Zudem muss er nach jedem Gebrauch erneut sterilisiert werden.

Der Metallstreifen ist von nicht aus Edelstahl bestehenden Instrumenten, wie z.B. Gummipolierern und Schleifsteinen, zu trennen.

Wird mit Tauchbadesinfektion gearbeitet, sollte man nur Reinigungs- und Desinfektionslösungen verwenden, die gleichzeitig Korrosionsschutz bieten. Dabei sind die vom Hersteller angegebenen Konzentrationen und Einwirkzeiten genau einzuhalten.

Die Sterilisation muss nach einem validierten Verfahren erfolgen. Nach Möglichkeit vor- oder nachevakuiierende Autoklaven mit Vakuumtrocknung verwenden. Chemiklaven können ebenfalls verwendet werden.

## EN Silicone polishers

### 1. Warning notices

- Strong acids and strong bases may oxidize the satinless steel shaft.
- Rinse the polisher with distilled water after the treatment with cleaning and disinfectant solutions.
- Avoid temperatures > 150° C.
- Ultrasonic bath must not exceed temperatures of 42° C because of the possible coagulation of albumen.

### 2. Restriction of reprocessing

- Disposable products delivered unsterile, marked with the symbol (☒) may only go through the validated sterilisation cycle once before initial use.

### 3. Comment

- Concerns all rotating polishing and grinding instruments that are classified as semi-critical according to RKI-guideline.
- All instruments are delivered unsterile and must be run through the indicated cycle before and after each use.
- The label on the cleaning and/or disinfecting solution must specifically say „suitable for rubber polishers or synthetics/silicones“.

### 4. Instructions

- The instruments must be pre-cleaned under running water with a brush (plastic) directly after use.
- The manual cleaning is done under running water with a brush (plastic bristles).
- The ultrasonic assisted cleaning must be done with a suitable agent and disinfectant. The instruments must be rinsed afterwards under running water.
- When cleaning with a thermal disinfectant the manufacturer's specification according to DIN EN ISO 15883 as well as the cleaning programme as indicated by the manufacturer in the operating instructions must be complied with.
- For disinfection a solution has to be used that is classified as suitable for rubber and silicone polishers and synthetics by the disinfectant manufacturer. Exposure times and concentrations recommended by the manufacturer must be adhered to.
- After treatment with cleaning and disinfectant solutions, the polishers have to be rinsed with distilled water.
- Dry with fresh, clean, lint-free cellulose tissues.
- For maintenance a visual check of all instruments has to be conducted with optical magnification (5-10 fold).
- No residues -> continue to sterilisation.
- Visible residues -> repeat cleaning. Reject and dispose of instruments in the event of discernible defects.
- Sterilisation: For all instruments that need to be sterilized in accordance with EN ISO 17664 and all national valid legal requirements.

Steam sterilization: Appliance according to EN 13060, validated procedure. Category S- or B-steriliser.

- Holding time: Full cycle 5 min
- Sterilisation temperature: 134° C
- Drying time: 10 min
- Threshold values of contents for feed-water and steam condensates
- Loading of steriliser according to manufacturer's instructions
- Follow manufacturer's operating instructions
- Store instruments packed and protected from recontamination in proven suitable sterile packaging, cassettes or retainers.
- Repetitive reprocessing can change both the look and feel of the instruments slightly, but does not interfere with the instrument's function.

### 5. Validation conditions

Manual cleaning:

- Cleaning and disinfectant solution Dürr Dental ID 212 • Concentration: 2%
- Holding time: 5 min

Ultrasonic assisted cleaning:

- Dürr Dental ID 212 • Type of appliance: Ultrasonic • Concentration: 2%
- Holding time: 2 min

Automatic cleaning:

- Cleaning and disinfecting machine Miele G 7883
- Program: SPECIAL 93° C – 10'
- Holding time: 10 min
- Detergent: Dr. Weigert – neodisher MediClean Dental
- Rinsing: 3 min at 75° C mit neodisher Z Dental

Sterilisation:

- Holding time full cycle: 5 min
- Sterilisation temperature: 134° C
- Drying time: 10 min
- Threshold values of contents for feed-water and steam condensates

## DE Silikonpolierer

### 1. Warnhinweise

- Starke Säuren oder Basen können zur Korrosion des Edelstahlschafts führen.
- Nach der Behandlung mit Reinigungs- und Desinfektionslösungen die Polierer mit destilliertem Wasser klarspülen.
- Temperaturen über 150 °C vermeiden.
- Bei der Vorreinigung, z.B. im Ultraschallbad, wegen möglicher Gerinnung von Proteinen 42 °C nicht überschreiten.

### 2. Einschränkung der Wiederaufbereitung

- Unsteril gelieferte Einwegprodukte, die mit dem Symbol (☒) gekennzeichnet sind, dürfen nur vor dem Erstgebrauch EINMALIG den validierten Sterilisationszyklus durchlaufen.

### 3. Anmerkung

- Betrifft alle rotierenden Polier- und Schleifinstrumente, die nach RKI-Richtlinie als semikritisch eingestuft sind.
- Die Instrumente werden ausschließlich unsteril geliefert und müssen vor jedem Gebrauch und nach jeder Benutzung den angegebenen Zyklus durchlaufen.
- Auf den Reinigungs- und Desinfektionslösungen muss geeignet für Gummipolierer oder Kunststoffe/Silikone ausdrücklich erwähnt sein (rotierende Instrumente beinhalten nach Auffassung vieler Hersteller KEINE Polierer).

### 4. Anweisungen

- Das Instrument muss direkt nach der Anwendung mit Bürste (Kunststoff) unter fließendem Wasser vorgereinigt werden
- Die manuelle Reinigung wird mit Bürste (Kunststoffborsten) unter fließendem Wasser vorgenommen.
- Die ultraschallgestützte Reinigung muss mit geeignetem Reinigungs- und Desinfektionsmittel vorgenommen werden.

Instrumente anschließend unter fließendem Wasser klarspülen.

- Bei der Reinigung mit einem Thermodesinfektor muss die Leistungsbeschreibung des Herstellers analog DIN EN ISO 15883. Reinigungsprogramm wie vom Hersteller in der Bedienungsanleitung angegeben beachtet werden.
- Zur Desinfektion muss eine vom Desinfektionsmittelhersteller als geeignet eingestufte Lösung für Gummi-, Silikonpolierer und Kunststoffe verwendet werden. Einwirkzeit und Konzentration, wie vom Hersteller angegeben, sind einzuhalten.
- Nach der Behandlung mit Reinigungs- und Desinfektionslösungen die Polierer mit destilliertem Wasser klarspülen.
- Trocknung mit frischen, sauberen, fusselreifen Zellstofftüchern.
- Zur Wartung muss eine Sichtprüfung aller Instrumente mit optischer Vergrößerung (5-10 fach) durchgeführt werden.
- Keine Rückstände -> weiter zu Sterilisation.
- Optische Rückstände -> Reinigung wiederholen. Bei erkennbaren Defekten Instrumente aussortieren und entsorgen.
- Sterilisation: Für alle Instrumente, die gemäß EN ISO 17664, Verfahren H, der RKI-Richtlinie „Infektionsprävention in der Zahnheilkunde“ und allen nationalen gültigen gesetzlichen Anforderungen sterilisiert werden müssen.
- Dampfsterilisation: Gerät nach EN 13060, validiertes Verfahren. Klasse: S- oder B-Sterilisator.
- Haltezeit: Vollzyklus mindestens 5 min
- Sterilisationstemperatur: 134 °C
- Trocknungszeit: 10 min
- Grenzwerte der Inhaltsstoffe für Speisewasser und Dampfkondensate
- Beladung des Sterilisators analog Herstellerangaben
- Bedienungsanweisungen des Herstellers befolgen
- Instrumente nur verpackt und rekontaminationsgeschützt in nachweislich geeigneten Sterilgutverpackungen, Kassetten oder Retainern aufbewahren.
- Wiederholte Wiederaufbereitung kann sowohl die Optik als auch die Haptik des Produktes minimal verändern, beeinträchtigt die Funktion der Instrumente aber nicht.

### 5. Validierungsbedingungen

Manuelle Reinigung:

- Reinigungs- und Desinfektionslösung Dürr Dental ID 212 • Konzentration: 2%
- Einwirkzeit: 5 min

Ultraschallgestützte Reinigung:

- Dürr Dental ID 212 • Gerätetyp: Ultraschall • Konzentration: 2% • Einwirkzeit: 2 min

Automatische Reinigung:

- Reinigungs- und Desinfektionsautomat Miele G 7883

- Programm: SPECIAL 93 °C – 10'

- Haltezeit: 10 min

- Reinigungsmittel: Dr. Weigert – neodisher MediClean Dental

- Nachspülen: 3 min bei 75 °C mit neodisher Z Dental

Sterilisation:

- Haltezeit Vollzyklus: 5 min

- Sterilisationstemperatur: 134° C

- Trocknungszeit: 10 min

- Grenzwerte der Inhaltsstoffe für Speisewasser und Dampfkondensate

## Recommended Speeds

	Speed range (min-1) Drehzahlbereich (min-1)
SWISSFLEX	10'000 – 16'000 r.p.m.
COMPREPOL ULTRA	5'000 – 10'000 r.p.m.
COMPOSHINE ULTRA	5'000 – 10'000 r.p.m.
COMPREPOL PLUS	3'000 – 8'000 r.p.m.
COMPOSHINE PLUS	3'000 – 8'000 r.p.m.
DIASHINE-COMPOMANT PLUS	3'000 – 8'000 r.p.m.
BRUSH	5'000 – 10'000 r.p.m.
PROPHYPOL NYLON BRUSH	5'000 – 7'000 r.p.m.
PROPHYPOL SILICONE CUP	5'000 – 10'000 r.p.m.
CERAPRESHINE	5'000 – 10'000 r.p.m.
CERASHINE	5'000 – 10'000 r.p.m.
CERAFIN PLUS	5'000 – 10'000 r.p.m.
CERAPRESHINE PLUS	5'000 – 10'000 r.p.m.
CERASHINE PLUS	5'000 – 10'000 r.p.m.
ZIRCOPOL PLUS	5'000 – 10'000 r.p.m.
ZIRCOSHINE PLUS	5'000 – 10'000 r.p.m.
UNIPOL	5'000 – 10'000 r.p.m.
UNISHINE	5'000 – 10'000 r.p.m.
HIGREEN	5'000 – 10'000 r.p.m.
PREBROWN	5'000 – 10'000 r.p.m.
STEELMASTER	5'000 – 10'000 r.p.m.
ACRYPREPOL	5'000 – 7'000 r.p.m.
ACRYPOL	5'000 – 7'000 r.p.m.
ACRYSHINE	5'000 – 7'000 r.p.m.
SHAPEGUARD	10'000 – 12'000 r.p.m.



**CH** **Coltène/Whaledent AG**  
 Feldwiesenstrasse 20  
 9450 Altstätten / Switzerland  
 T + 41 71 757 53 00 | F + 41 71 757 53 01  
 info.ch@coltene.com

**DE** **Coltène/Whaledent GmbH + Co. KG**  
 Raiffeisenstraße 30  
 89129 Langenau / Germany  
 T + 49 7345 805 0 | F + 49 7345 805 201  
 info.de@coltene.com

**US** **Coltène/Whaledent Inc.**  
 235 Ascot Parkway  
 Cuyahoga Falls, Ohio 44223 / USA  
 T + 1 330 916 8800 | F + 1 330 916 7077  
 info.us@coltene.com

**CN** **Coltene/Whaledent China Trading Co. Ltd.**  
 Rm. 1103/1104, Bldg. B2, Wu Dong Plaza  
 #9 Chegongzhuang Street, West District  
 Beijing 100044 / P.R. China  
 T + 86 10 6212 3251 | F + 86 10 6212 3252  
 info.cn@coltene.com

**FR** **Coltène/Whaledent s.a.r.l.**  
 Synergie Park  
 3 avenue Louis Néel  
 59260 Lezennes / France  
 Tél +33 320 64 64 00 | Fax +33 320 64 64 03  
 info.fr@coltene.com

**IN** **Coltène/Whaledent Private Ltd.**  
 106/107, Hallmark, Vasant Oscar  
 L.B.S Marg, Mulund West  
 Mumbai 400080, Maharashtra / India  
 T + 91 22 25923626 | F + 91 22 25623165  
 info.in@coltene.com

**IT** **Coltène Italia S.r.l.**  
 c/o Polo Tecnologico della Brianza  
 Via Alessandro Volta, 94 - Cond. Bianchi  
 20832 Desio (MB) / Italy  
 T + 39 0362 62 67 32 | F + 39 0362 63 25 80  
 info.it@coltene.com

**UK** **Coltène/Whaledent Ltd.**  
 The President Suite  
 Kendal House, Burgess Hill | Victoria Way  
 West Sussex, RH15 9NF / UK  
 T + 44 1444 235486 | F + 44 1444 870640  
 info.uk@coltene.com

**BR** **Vigodent SA Indústria e Comércio**  
 Rua Pesqueira 26 Bonsucesso  
 Rio de Janeiro CEP 21041-150 / Brazil  
 T + 5521 3865 5600 | F + 5521 2280 8411  
 sac@vigodent.com.br

**ES** **Coltene Iberia S.L.U.**  
 c/Doctor Fleming, 3 - Bajo A  
 28220 Majadahonda, Madrid / Spain  
 T +34 91 63 86 492  
 F +34 91 63 86 279  
 info.es@coltene.com

© 2016 Coltène/Whaledent AG – www.coltene.com



**COLTENE**

